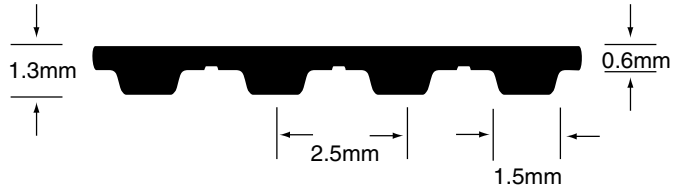
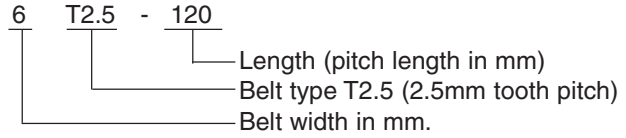




**Nominal Dimensions**



**Part Number Example**



**T2.5 - 2.5mm Pitch for 3mm, 4mm, 6mm, 8mm, 10mm and 12mm Wide Belts**

Part Number	Pitch Length		Number of Teeth
	(in)	(mm)	
T2.5-120	4.72	120.0	48
T2.5-145	5.71	145.0	58
T2.5-160	6.30	160.0	64
T2.5-177.5	6.99	177.5	71
T2.5-200	7.87	200.0	80
T2.5-230	9.06	230.0	92
T2.5-245	9.65	245.0	98
T2.5-265	10.43	265.0	106
T2.5-285	11.22	285.0	114
T2.5-305	12.01	305.0	122
T2.5-317.5	12.50	317.5	127
T2.5-330	12.99	330.0	132
T2.5-380	14.96	380.0	152
T2.5-420	16.54	420.0	168
T2.5-480	18.90	480.0	192
T2.5-500	19.69	500.0	200
T2.5-600	23.62	600.0	240
T2.5-620	24.41	620.0	248
T2.5-650	25.59	650.0	260
T2.5-680	26.77	680.0	272
T2.5-780	30.71	780.0	312
T2.5-880	34.65	880.0	352
T2.5-915	36.02	915.0	366
T2.5-950	37.40	950.0	380
T2.5-1185	46.65	1185.0	474

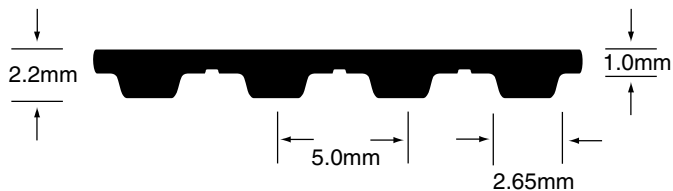
Other widths available. Contact BANDO for price and delivery.

Contact Bando Technical Department if weights are required.

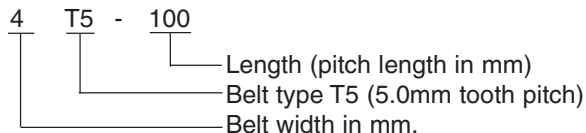
Synchro-Link® Timing Belts - Polyurethane (Metric)



**Nominal Dimensions**



**Part Number Example**



**T5 - 5mm Pitch for 4mm, 6mm, 8mm, 10mm, 12mm, 16mm, 20mm and 25mm Wide Belts**

Part Number	Pitch Length		Number of Teeth
	(in)	(mm)	
T5-100	3.94	100.0	20
T5-150	5.91	150.0	30
T5-165	6.50	165.0	33
T5-180	7.09	180.0	36
T5-185	7.29	185.0	37
T5-200	7.88	200.0	40
T5-215	8.47	215.0	43
T5-220	8.67	220.0	44
T5-225	8.87	225.0	45
T5-245	9.65	245.0	49
T5-250	9.85	250.0	50
T5-255	10.04	255.0	51
T5-260	10.24	260.0	52
T5-270	10.63	270.0	54
T5-275	10.83	275.0	55
T5-280	11.02	280.0	56
T5-295	11.61	295.0	59
T5-300	11.81	300.0	60
T5-305	12.01	305.0	61
T5-330	12.99	330.0	66
T5-340	13.39	340.0	68
T5-350	13.78	350.0	70
T5-355	13.98	355.0	71
T5-365	14.37	365.0	73
T5-390	15.35	390.0	78
T5-400	15.75	400.0	80
T5-410	16.14	410.0	82
T5-420	16.54	420.0	84
T5-425	16.73	425.0	85
T5-450	17.72	450.0	90
T5-455	17.91	455.0	91
T5-460	18.11	460.0	92
T5-475	18.70	475.0	95
T5-480	18.90	480.0	96
T5-500	19.69	500.0	100
T5-510	20.08	510.0	102
T5-525	20.67	525.0	105
T5-545	21.46	545.0	109
T5-550	21.65	550.0	110
T5-560	22.05	560.0	112
T5-575	22.64	575.0	115
T5-590	23.23	590.0	118
T5-600	23.62	600.0	120
T5-610	24.02	610.0	122
T5-620	24.41	620.0	124

Other widths available. Contact BANDO for price and delivery.  
 Contact Bando Technical Department if weights are required.

**Synchro-Link® Timing Belts - Polyurethane (Metric)**



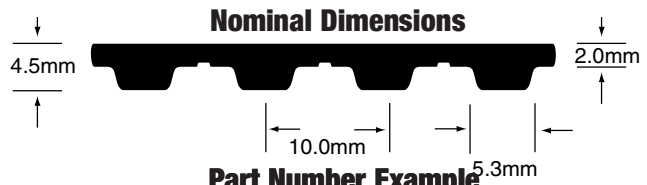
**T5 - 5mm Pitch for 4mm, 6mm, 8mm, 10mm, 12mm, 16mm, 20mm and 25mm Wide Belts (Continued)**

Part Number	Pitch Length		Number of Teeth
	(in)	(mm)	
T5-630	24.80	630.0	126
T5-640	25.20	640.0	128
T5-650	25.59	650.0	130
T5-660	25.98	660.0	132
T5-690	27.17	690.0	138
T5-695	27.36	695.0	139
T5-700	27.56	700.0	140
T5-720	28.35	720.0	144
T5-750	29.53	750.0	150
T5-780	30.71	780.0	156
T5-815	32.09	815.0	163
T5-830	32.68	830.0	166
T5-840	33.07	840.0	168
T5-850	33.46	850.0	170
T5-860	33.86	860.0	172
T5-885	34.84	885.0	177
T5-900	35.43	900.0	180
T5-940	37.01	940.0	188
T5-990	38.98	990.0	198
T5-1000	39.37	1000.0	200
T5-1075	42.32	1075.0	215
T5-1100	43.30	1100.0	220
T5-1160	45.67	1160.0	232
T5-1215	47.83	1215.0	243
T5-1275	50.20	1275.0	255
T5-1280	50.39	1280.0	256
T5-1315	51.77	1315.0	263
T5-1380	54.33	1380.0	276
T5-1440	56.69	1440.0	288

Other widths available. Contact BANDO for price and delivery.

Contact Bando Technical Department if weights are required.

Synchro-Link® Timing Belts - Polyurethane (Metric)



**Part Number Example**

10 T10 - 260

- Length (pitch length in mm)
- Belt type T10 (10.0mm tooth pitch)
- Belt width in mm.

**T10 - 10mm Pitch for 10mm, 14mm, 16mm, 20mm, 25mm, 30mm, 32mm and 50mm Wide Belts**

Part Number	Pitch Length		Number of Teeth
	(in)	(mm)	
T10-260	10.24	260.0	26
T10-340	13.39	340.0	34
T10-370	14.57	370.0	37
T10-400	15.75	400.0	40
T10-410	16.14	410.0	41
T10-440	17.32	440.0	44
T10-450	17.72	450.0	45
T10-460	18.11	460.0	46
T10-480	18.90	480.0	48
T10-490	19.29	490.0	49
T10-500	19.69	500.0	50
T10-530	20.87	530.0	53
T10-560	22.05	560.0	56
T10-600	23.62	600.0	60
T10-610	24.02	610.0	61
T10-630	24.80	630.0	63
T10-660	25.98	660.0	66
T10-690	27.17	690.0	69
T10-700	27.56	700.0	70
T10-720	28.35	720.0	72
T10-750	29.53	750.0	75
T10-780	30.71	780.0	78
T10-810	31.89	810.0	81
T10-840	33.07	840.0	84
T10-880	34.65	880.0	88
T10-890	35.04	890.0	89
T10-900	35.43	900.0	90
T10-920	36.22	920.0	92
T10-960	37.80	960.0	96
T10-970	38.19	970.0	97
T10-980	38.58	980.0	98
T10-1010	39.76	1010.0	101
T10-1080	42.52	1080.0	108
T10-1110	43.70	1110.0	111
T10-1140	44.88	1140.0	114
T10-1150	45.28	1150.0	115
T10-1210	47.64	1210.0	121
T10-1240	48.82	1240.0	124
T10-1250	49.21	1250.0	125
T10-1300	51.18	1300.0	130
T10-1320	51.97	1320.0	132
T10-1350	53.15	1350.0	135
T10-1390	54.72	1390.0	139
T10-1400	55.12	1400.0	140
T10-1420	55.91	1420.0	142
T10-1440	56.69	1440.0	144
T10-1450	57.09	1450.0	145
T10-1460	57.48	1460.0	146
T10-1500	59.06	1500.0	150
T10-1560	61.42	1560.0	156
T10-1610	63.39	1610.0	161
T10-1750	68.90	1750.0	175
T10-1780	70.08	1780.0	178
T10-1880	74.02	1880.0	188
T10-1960	77.17	1960.0	196
T10-2250	88.58	2250.0	225

Other widths available. Contact BANDO for price and delivery.

Contact Bando Technical Department if weights are required.

To find an authorized BANDO distributor, go to [www.bandousa.com](http://www.bandousa.com) or call 1-800-829-6612