

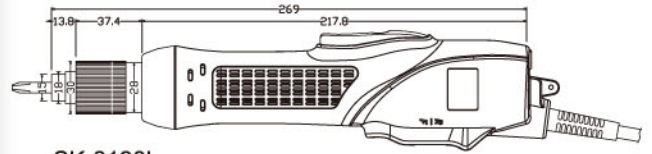
HIGH TORQUE AC-TYPE AUTOMATIC TRIGGER AND PUSH START CLUTCH TYPE SERIES



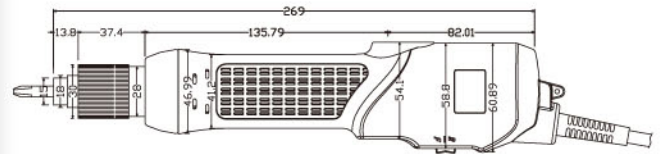
SK-8 Series [SK-8130L/P(LF/PF), SK-8140L/P(LF/PF), SK-8150L/P, SK-8230L/P(LF/PF), SK-8240L/P(LF/PF), SK-8250L/P]



External Dimension

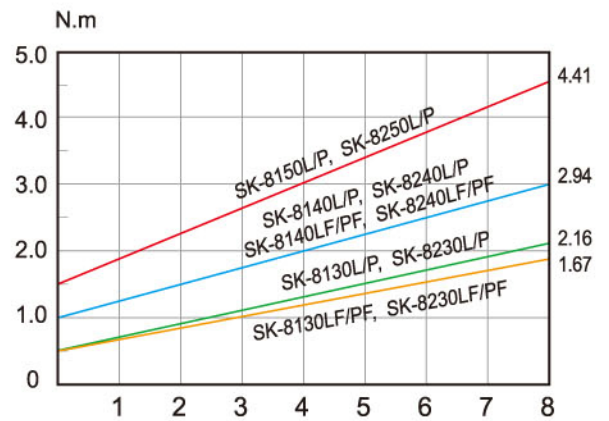


SK-8130L



SK-8130P

Torque Range Chart



- Torque range 5-45kgf.cm (High torsion).
 - Stable torque within accuracy $\pm 3\%$.
 - Best fit for computer case and tapping screw operation.
 - SK-8140LF/PF and SK-8240LF/PF models with exceeding 30kgf.cm torque and 1,000r.p.m speed output are special design of the tapping screw to joint monitor exterior assemblies.
- ※ Conform to EMI, EMC International Safety Sandards.

Specifications

Model		SK-8130L SK-8130P	SK-8140L SK-8140P	SK-8150L SK-8150P	SK-8130LF SK-8130PF	SK-8140LF SK-8140PF	SK-8230L SK-8230P	SK-8240L SK-8240P	SK-8250L SK-8250P	SK-8230LF SK-8230PF	SK-8240LF SK-8240PF	
Input Voltage		AC110V~120V 50/60Hz					AC220V~240V 50/60Hz					
Torque	(kgf.cm)	5-22	10-30	15-45	5-17	10-30	5-22	10-30	15-45	5-17	10-30	
	(Lbf.in)	4.34-19.12	8.67-26.02	13-39.02	4.34-14.78	8.67-26.02	4.34-19.12	8.67-26.02	13-39.02	4.34-14.78	8.67-26.02	
	(N.m)	0.49-2.16	0.98-2.94	1.47-4.41	0.49-1.67	0.98-2.94	0.49-2.16	0.98-2.94	1.47-4.41	0.49-1.67	0.98-2.94	
Repeatable Torque Accuracy (%)		$\pm 3\%$										
Torque Adjustment		Stepless										
Free Speed(r.p.m)		1000	700	500	1900	1000	1000	700	500	1900	1000	
Power Consumption		0.4A	0.4A	0.4A	0.4A	0.4A	0.3A	0.3A	0.3A	0.3A	0.3A	
Screw Size Dia (mm)	Machine Screw	2.6-4.0	3.0-5.0	4.0-6.0	2.3-3.5	3.0-5.0	2.6-4.0	3.0-5.0	4.0-6.0	2.3-3.5	3.0-5.0	
	Tapping Screw	2.0-3.5	2.6-4.0	3.0-5.0	2.3-3.0	2.6-4.0	2.0-3.5	2.6-4.0	3.0-5.0	2.0-3.0	2.6-4.0	
Weight(g)		700										
Length(mm)		269										
ESD(Anti-Static)		—										
UL(CUL)		—										
CE		—										
RoHS		✓										
Bit Type		A					B					

Accessories

Torque Fixing Ring KC-1



Torque Adjuster KW-1



Suspension Rack KH-3



Spring Balancer KL-1200



90° Degree Attachment KL-1 (only "L" type)

