

# OMRON

OMRON Recommended Power Supply Guide

Switch Mode Power Supplies

## S8VK-S/S8FS-G

The choice is clear



It's not only the chameleon  
that has evolved to survive...

The choice is clear

# Power supplies to drive the new era

---

OMRON power supplies have evolved to keep pace with changes at manufacturing sites.

---

To survive in the rapidly changing market, manufacturing sites must also continually change.

OMRON looks at these changes as a global manufacturer and seller of control devices,  
and we use what we've learned from our own factory floor in our product development.

We continue to develop power supplies that meet the needs of the ever-changing manufacturing floor.

In order to maximize the added-value of equipment and control panels,  
we have created these two evolved power supplies.



\*Image: The chameleon has evolved over the years to be able to change its body color to protect it from enemies and to catch prey.  
This is the veiled chameleon, which lives in the Republic of Yemen. It grows to around 40 cm to 60 cm in length.

**For changes to the products manufactured**

We make compact power supplies that save space to support our customers' increasingly sophisticated equipment.



Compact



Side-by-side mounting



Conforms to transformer standards

**For changes to the places of manufacturing**

These power supplies can be used in tough environments, from cold regions to the tropics, and even at high altitudes.



Altitudes up to 3,000 m



Wide ambient operating temperature range



Life expectancy: 10 years\*1



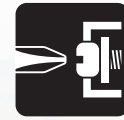
CERTIFIED

**For changes to the people who manufacture**

Wiring can be easily done by workers of varying skill levels.



Push-In Plus Terminal Block



Cover to prevent screw dropout



Cover to prevent foreign matter ingress

Actual size

**Industry's smallest class\*2**  
General-purpose Power Supply S8FS-G 300 W



**World's smallest\*2**  
DIN rail-mounting Power Supply S8VK-S 240 W

**Power supplies this small, only from OMRON**

\*1. Life expectancy depends on certain conditions. Refer to the datasheet of each product for details.  
\*2. According to OMRON investigation in November 2016.



# Selection is Easy.

For DIN rail-mounting



-  Compact
-  Side-by-side mounting
-  Conforms to transformer standards
-  Altitudes up to 3,000 m
-  Ambient operating temperature of -40°C to 70°C
-  **10 YEARS** Life expectancy: 10 years
-  Push-In Plus Terminal Block
-  **UL CERTIFIED**

## DIN rail-mounting Power Supply **S8VK-S**

24 V	Power rating/output voltage					Model selection
	30 W	60 W	120 W	240 W	480 W	→ P.10 <b>A</b>
	●	●	●	●	●	

## Saves Space, Allowing Control Panel Downsizing


### World's smallest\*<sup>1</sup>

The space required for the power supply is reduced, allowing the control panel to be downsized and components to be added inside the control panel.



### Side-by-side mounting\*<sup>3</sup>

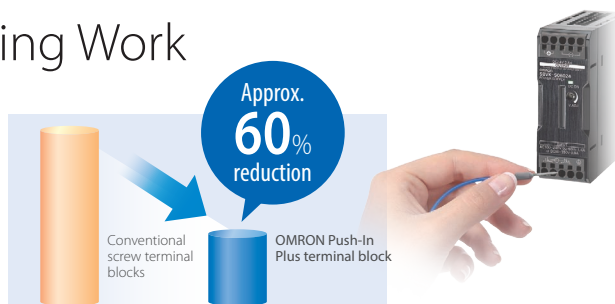
Cooling space between power supplies is not necessary, reducing the installation area. This enables greater flexibility in control panel design.



## Reduced Wiring Work

### Push-In Plus Terminal Block

It's as easy as inserting an earphone jack. Tools are not required for wiring, reducing the time and work.



Note: Information for Push-In Plus and screw terminal blocks is based on OMRON's actual measurement value data.

\*1. According to OMRON investigation in November 2016.  
 \*2. Comparison to previous OMRON Power Supply.  
 \*3. Conditions apply to models and derating for side-by-side mounting.  
 \*4. Comparing mounting of three OMRON S8VK-G (60 W) units to side-by-side mounting of three S8VK-S (60 W) units.

# Which Type Will You Choose?

For installation  
in equipment



-  Compact
-  Conforms to transformer standards
-  Altitudes up to 3,000 m
-  Ambient operating temperature of -20°C to 70°C
-  10 YEARS  
Life expectancy: 10 years
-  Cover to prevent screw dropout
-  Cover to prevent foreign matter ingress
-  UL CERTIFIED

## General-purpose Power Supply **S8FS-G**

	Power rating/output voltage						Model selection	
	15 W	30 W	50 W	100 W	150 W	300 W		600 W
48 V					●	●	●	With cover/ Direct-mounting type → P.12 <b>E</b>
24 V	●	●	●	●	●	●	●	
15 V	●	●	●	●	●	●	●	With cover/ Direct-mounting type (Connector type) → P.12 <b>F</b>
12 V	●	●	●	●	●	●	●	
5 V	●	●	●	●	●	●	●	With cover/ DIN rail-mounting type → P.12 <b>G</b>

## Prevents Trouble during Installation and Maintenance

### Cover to prevent screw dropout

The terminal block cover features a screw dropout prevention mechanism. Screws will not drop when connecting terminals, making work easier.



### Cover to prevent foreign matter ingress

The front cover guards against ingress of foreign matter. This prevents accidental insertion of tools and protects against electric shocks.



## Enables Stable Operation of Devices and Equipment over Long Periods of Time

### Features a 10-year life expectancy, including for the fan

These units have a 10-year life expectancy, including for the cooling fan, which in the past required maintenance and replacement.

# A Wide Variety of Models Support

## DIN Rail Mounting, Small Capacity Power Supply

These models are recommended for capacities of 15 W and 30 W.



### S8VK-G

	Power rating/output voltage					
	15 W	30 W	60 W	120 W	240 W	480 W
48 V					●	●
24 V	●	●	●	●	●	●
12 V	●	●	●			
5 V	●	●				

Model selection

→ P.10 **B**



Conforms to transformer standards



Ambient operating temperature of -40°C to 70°C



Life expectancy: 10 years



CERTIFIED

## DIN Rail Mounting, 3-Phase Input

These models are recommended for 3-phase 400 VAC input.



### S8VK-T

	Power rating/output voltage			
	120 W	240 W	480 W	960 W
24 V	●	●	●	●

Model selection

→ P.10 **C**



Conforms to transformer standards



Ambient operating temperature of -40°C to 70°C



Life expectancy: 10 years

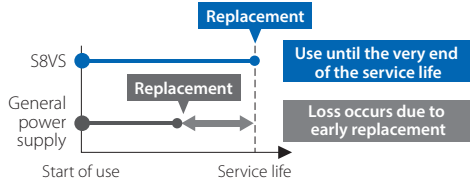


CERTIFIED

# Various Applications and Requirements.

## Din Rail Mounting, Maintenance Forecast Monitor

Replacement time notifications are output and displayed, allowing the power supply to be used until the very end of its service life, reducing maintenance costs.



Replacement time can be seen at a glance



### S8VS-A

Power rating/output voltage	Model selection					
	60 W	90 W	120 W	180 W	240 W	480 W
24 V	●	●	●	●	●	●

→ P.11 **D**



Ambient operating temperature of -10°C to 60°C

**10 YEARS**

Life expectancy: 10 years



## For Installation in Equipment, Low-voltage Detection Output

Unit and secondary load errors are detected and a signal is output.



### S8JX-P

Power rating/output voltage	Model selection
300 W    600 W	Front-mounting type (with mounting bracket) → P.13 <b>H</b>
48 V — ● — ●	Front-mounting type (without mounting bracket) → P.13 <b>I</b>
24 V — ● — ●	DIN rail mounting type → P.13 <b>J</b>
12 V — ● — ●	
5 V — ● — ●	



Ambient operating temperature of -10°C to 70°C

**10 YEARS**

Life expectancy: 10 years (excluding fan)





# S8VK-S

DIN rail mounting Power Supply

## Function Comparison Table



# S8VK-G



I/O connections	Push-In Plus*1	Yes	—
	Screw (Rise-up)*1	—	Yes
	Screw	—	—
	Connector	—	—
Mounting	DIN rail mounting	Yes (Side-by-side mounting possible*2)	Yes
	Direct-mounting type (screw)	See note 3.	See note 3.
Input voltage (Voltage range)	Single phase AC	85 to 264	85 to 264
	3-phase AC	—	—
	DC*4	90 to 350	90 to 350
Built-in fan		No	No
Boost current*5		Yes	Yes
Additional functions	Low-voltage detection	Yes (Only 240 W, 480 W)	—
	Remote control	—	—
	Remote sensing	—	—
	Maintenance forecast monitor	—	—
	Voltage and current display	—	—
Coated PCB*6		Yes	Optional models
Parallel operation*7		Yes	Yes
Ambient operating temperature*8		-40°C to 70°C	-40°C to 70°C
Standards	UL 508	Yes	Yes
	CSA C22.2 No.107.1	Yes	Yes
	UL 1310 Class 2 output*10	Yes	Yes
	UL 62368-1	Recognition (altitudes up to 3,000m)	Recognition
	CSA C22.2 No.62368-1	Yes (altitudes up to 3,000m)	Yes
	EN 62368-1	—	—
	UL 61010-2-201	—	—
	CSA C22.2 No.61010-2-201	—	—
	EN 61010-2-201	—	—
	EN 50178	—	Yes
	Overvoltage Category III (EN 50178)	—	Yes
	EN 62477-1	Yes (altitudes up to 3,000m)	—
	Overvoltage Category III (EN 62477-1)	Yes	—
	IEC/EN 61558-2-16	Yes	Yes
	Harmonic current emissions IEC61000-3-2	Yes	Yes
EMI (EN 61204-3, EN 55011)	Class B	Class B	
Marine Standards*12	LR DNV GL	LR	
SEMI*13	SEMI F47	SEMI F47	
Reliability	Warranty Period*14	5 years	3 years
	Life expectancy*14	10 years	10 years
Model selection		P.10 <b>A</b>	P.10 <b>B</b>

\*1. Round terminals and forked terminals cannot be used. \*2. For side-by-side mounting, conditions apply. For details, refer to the S8VK-S Power Supplies datasheet. \*3. Separately sold brackets are required. \*4. For DC input, conditions apply for compliance with some safety standards and some models may not be standard certified. Refer to the datasheet of each product for details. \*5. Conditions apply to boost current output. Refer to the datasheet of each product for details. \*6. Chip part mounting surfaces are coated. \*7. Conditions apply to parallel operation. Refer to the datasheet of each product for details. \*8. The maximum ambient operating temperatures for standard mounting conditions are shown. Derating is required according to the temperature. Also, derating may vary depending upon mounting conditions and input voltage. Refer to the datasheet of each product for details.



## S8VK-T



120 W 240 W 480 W 960 W

## S8VS-A



60 W 90 W 120 W 180 W  
240 W 480 W

—	—
Yes	—
—	Yes
—	—
Yes	Yes
See note 3.	See note 3.
340 to 576	85 to 264
320 to 576	—
450 to 810 (DC input cannot be used for 960 W.)	80 to 370 (DC input cannot be used for 480 W.)
No	No
Yes	—
—	Yes (excluding 60 W)
—	—
—	—
—	Yes
—	7-segment LED
Optional models	Optional models
Yes	—
-40°C to 70°C	-10°C to 60°C
Yes	Yes
—	Yes
—	Yes
—	Recognition (Only 480W)
—	Yes (Only 480W)
Listing (Except 960W)	—
Yes (Except 960W)	—
Yes (Only 960W)	Yes (Only 480W)
Yes (Only 960W)	Yes (Only 480W)
Yes (Except 960W)	Yes (Except 480W)
Yes (Except 960W)	Yes (Except 480W)
Yes	—
Yes	Yes
Class B	Class A
LR	—
SEMI F47	SEMI F47
3 years	3 years
10 years	10 years

P.10 **C**

P.11 **D**


# S8FS-G

General-purpose Power Supply



15 W/30 W 50 W 100 W  
150 W 300 W 600 W

## S8JX-P



300 W 600 W

—	—
—	—
Yes (Terminal block cover for preventing screw dropout)	Yes
Optional models	—
Yes	Yes
Yes	Yes
85 to 264	85 to 264
—	—
80 to 370 (15 W to 150 W) 120 to 370 (300 W or less) 120 to 350 (600 W)	80 to 370
No (150 W or less) Yes (300 W, 600 W)	Yes
—	Yes
—	Yes
Optional models (100 W or more, 24 V only)	Yes
—	Yes
—	—
—	—
Optional models	Optional models
Optional models (600 W, 24 V only)	Yes
-20°C to 70°C	-10°C to 70°C
Yes <sup>*9</sup>	Yes
Yes <sup>*9</sup>	Yes
—	—
Recognition (altitudes up to 3,000m)	Recognition
Yes (altitudes up to 3,000m)	Yes
—	—
—	—
Yes (altitudes up to 3,000m)	Yes
Yes	Yes
—	—
—	—
Yes	—
Yes <sup>*11</sup>	Yes
Class B	Class B
—	—
SEMI F47	SEMI F47
3 years	5 years
10 years (including fan)	10 years (excluding fan)

P.12 **E F G**

P.13 **H I J**

\*9. Connector type is excluded. Also, optional models may be UL Recognition certified. For details, refer to the S8FS-G series Power Supplies Datasheet. \*10. Only products of less than 100 W are supported as per standard requirements. For applicable models, refer to the datasheet of each product. \*11. 150 W models have a limited load ratio. \*12. Conditions apply to support marine standards. For details, refer to the datasheet of each product. \*13. For 200 VAC input. \*14. Conditions apply to the warranty period and life expectancy. For details, refer to the datasheet of each product.

# S8VK-S/S8VK-G/S8VK-T

## S8VK-S

### List of Models

A	Power rating	Rated input voltage	Rated output voltage (DC)	Rated output current	Maximum boost current	Dimensions: W × H × D (mm)	Model
	30 W	100 to 240 VAC ( Allowable range: 85 to 264 VAC, 90 to 350 VDC* )	24 V	1.3 A	1.56 A	32 × 90 × 86	S8VK-S03024
	60 W			2.5 A	3 A	32 × 90 × 86	S8VK-S06024
	120 W			5 A	6 A	55 × 90 × 86	S8VK-S12024
	240 W			10 A	15 A	38 × 124 × 117.8	S8VK-S24024
	480 W			20 A	30 A	60 × 124 × 117.8	S8VK-S48024

Place a check for the items you're interested in.

## S8VK-G

### List of Models

B	Power rating	Rated input voltage	Rated output voltage (DC)	Rated output current	Maximum boost current	Dimensions: W × H × D (mm)	Model
	15 W	100 to 240 VAC ( Allowable range: 85 to 264 VAC, 90 to 350 VDC* )	5 V	3 A	3.6 A	22.5 × 90 × 86	S8VK-G01505
			12 V	1.2 A	1.44 A		S8VK-G01512
			24 V	0.65 A	0.78 A		S8VK-G01524
	30 W		5 V	5 A	6 A	32 × 90 × 86	S8VK-G03005
			12 V	2.5 A	3 A		S8VK-G03012
			24 V	1.3 A	1.56 A		S8VK-G03024
	60 W		12 V	4.5 A	5.4 A	32 × 90 × 106	S8VK-G06012
			24 V	2.5 A	3 A		S8VK-G06024
	120 W		24 V	5 A	6 A	40 × 125 × 117.8	S8VK-G12024
	240 W	24 V	10 A	12 A	60 × 125 × 145.6	S8VK-G24024	
		48 V	5 A	6 A		S8VK-G24048	
	480 W	24 V	20 A	24 A	95 × 125 × 145.6	S8VK-G48024	
		48 V	10 A	12 A		S8VK-G48048	

Place a check for the items you're interested in.

## S8VK-T

### List of Models

C	Power rating	Rated input voltage	Rated output voltage (DC)	Rated output current	Maximum boost current	Dimensions: W × H × D (mm)	Model
	120 W	2-phase 380 to 480 VAC ( Allowable range: 340 to 576 VAC )	24 V	5 A	6 A	40 × 125 × 117.8	S8VK-T12024
	240 W			10 A	12 A	60 × 125 × 145.6	S8VK-T24024
	480 W	3-phase 380 to 480 VAC ( Allowable range: 320 to 576 VAC )		20 A	24 A	95 × 125 × 145.6	S8VK-T48024
		450 to 600 VDC ( Allowable range: 450 to 810 VDC* )					
	960 W	2-phase 380 to 480 VAC ( Allowable range: 340 to 576 VAC )		32 A	—	135 × 125 × 175.6	S8VK-T96024
3-phase 380 to 480 VAC ( Allowable range: 320 to 576 VAC )		40 A		48 A			

Place a check for the items you're interested in.

\*Refer to the datasheet of each product for information on which standards are applicable when DC input is used.

# S8VS-A

## List of Models

Place a check for the items you're interested in.

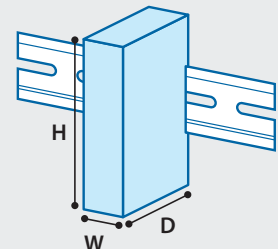
D	Power rating	Rated input voltage	Rated output voltage (DC)	Rated output current	Maximum boost current	Alarm output*2	UL Class 2 output	Dimensions: W × H × D (mm)	Model (screw terminal block)
	60 W	100 to 240 VAC ( Allowable range: 85 to 264 VAC, 80 to 370 VDC*1 )	24 V	2.5 A	—	—	Yes	40 × 95 × 103.3	S8VS-06024A
	90 W			3.75 A		Sinking	50 × 115 × 116.2	S8VS-09024A	
				Sinking		Yes		S8VS-09024AS	
				Sourcing		S8VS-09024AP			
				Sourcing		Yes		S8VS-09024APS	
	120 W			5 A		Sinking	S8VS-12024A		
	180 W			7.5 A		Sourcing	75 × 115 × 120.3	S8VS-12024AP	
				240 W		10 A	Sinking	100 × 115 × 120.2	S8VS-18024A
	240 W					Sourcing	S8VS-18024AP		
480 W				20 A		Sinking/ Sourcing	150 × 115 × 122.2	S8VS-24024A	
	Sourcing	S8VS-24024AP							

\*1. The range for compliance with EU Directives and safety standards (UL, EN, etc) is 100 to 240 VAC (85 to 264 VAC).

\*2. In the Alarm output column, sinking indicates an emitter COM and sourcing indicates a collector COM.

### About dimensions shown

In the case of standard mounting, the width (W) and height (H) are given with the distance from the DIN rail serving as the depth (D).



# S8FS-G

## List of Models

### ●With cover/Direct-mounting type

Place a check for the items you're interested in.

E	Power rating	Rated input voltage	Rated output voltage (DC)	Rated output current	Built-in fan	Dimensions: W × H × D (mm)	Model
	15 W	100 to 240 VAC (Allowable range: 85 to 264 VAC, 80 to 370 VDC <sup>*,**</sup> )	5 V	3 A	No	35 × 82 × 99	S8FS-G01505C
12 V			1.3 A	S8FS-G01512C			
15 V			1 A	S8FS-G01515C			
24 V			0.65 A	S8FS-G01524C			
30 W		5 V	6 A	S8FS-G03005C			
		12 V	3 A	S8FS-G03012C			
		15 V	2.4 A	S8FS-G03015C			
		24 V	1.5 A	S8FS-G03024C			
50 W		5 V	8 A <sup>*1</sup>	S8FS-G05005C			
		12 V	4.3 A	S8FS-G05012C			
		15 V	3.5 A	S8FS-G05015C			
		24 V	2.2 A	S8FS-G05024C			
100 W	100 to 240 VAC (Allowable range: 85 to 264 VAC, 80 to 370 VDC <sup>*,**</sup> )	5 V	16 A <sup>*2</sup>	No	36 × 97 × 99	S8FS-G10005C	
		12 V	8.5 A			S8FS-G10012C	
		15 V	7 A			S8FS-G10015C	
		24 V	4.5 A			S8FS-G10024C	
150 W	5 V	21 A <sup>*3</sup>	No	38 × 97 × 129	S8FS-G15005C		
	12 V	13 A			S8FS-G15012C		
	15 V	10 A			S8FS-G15015C		
	24 V	6.5 A			S8FS-G15024C		
300 W	100 to 240 VAC (Allowable range: 85 to 264 VAC, 120 to 370 VDC <sup>*</sup> )	48 V	3.3 A	Yes	38 × 97 × 159	S8FS-G15048C	
		12 V	25 A			S8FS-G30012C	
		15 V	20 A			S8FS-G30015C	
		24 V	14 A			S8FS-G30024C	
600 W	100 to 240 VAC (Allowable range: 85 to 264 VAC, 120 to 350 VDC <sup>*,**</sup> )	48 V	7 A	Yes	41 × 102 × 170	S8FS-G30048C	
		12 V	50 A			S8FS-G60012C	
		15 V	40 A			S8FS-G60015C	
		24 V	27 A			S8FS-G60024C	
			48 V	13 A		61 × 120 × 190	S8FS-G60048C

Note 1. Front-mounting is not possible. To mount a Power Supply from the front, purchase a DIN Rail-mounting Power Supply and a Front-mounting Bracket (sold separately).

\*1. The output power is 40 W. \*2. The output power is 80 W. \*3. The output power is 105 W. \*4. Applicable to products produced from May 2018.

### ●With cover/Direct-mounting type (Connector type)

Place a check for the items you're interested in.

F	Power rating	Rated input voltage	Rated output voltage (DC)	Rated output current	Built-in fan	Dimensions: W × H × D (mm)	Model
	15 W	100 to 240 VAC (Allowable range: 85 to 264 VAC, 80 to 370 VDC <sup>*,**</sup> )	24 V		0.65 A	No	35 × 82 × 99
1.5 A					S8FS-G03024CE		
2.2 A					S8FS-G05024CE		
4.5 A					S8FS-G10024CE		
6.5 A					S8FS-G15024CE		

\*1. Applicable to products produced from May 2018.

### ●With cover/DIN rail mounting type

Place a check for the items you're interested in.

G	Power rating	Rated input voltage	Rated output voltage (DC)	Rated output current	Built-in fan	Dimensions: W × H × D (mm)	Model
	15 W	100 to 240 VAC (Allowable range: 85 to 264 VAC, 80 to 370 VDC <sup>*,**</sup> )	5 V	3 A	No	36.2 × 82 × 117.7	S8FS-G01505CD
12 V			1.3 A	S8FS-G01512CD			
15 V			1 A	S8FS-G01515CD			
24 V			0.65 A	S8FS-G01524CD			
30 W		5 V	6 A	S8FS-G03005CD			
		12 V	3 A	S8FS-G03012CD			
		15 V	2.4 A	S8FS-G03015CD			
		24 V	1.5 A	S8FS-G03024CD			
50 W		5 V	8 A <sup>*1</sup>	S8FS-G05005CD			
		12 V	4.3 A	S8FS-G05012CD			
		15 V	3.5 A	S8FS-G05015CD			
		24 V	2.2 A	S8FS-G05024CD			
100 W	100 to 240 VAC (Allowable range: 85 to 264 VAC, 80 to 370 VDC <sup>*,**</sup> )	5 V	16 A <sup>*2</sup>	No	37.2 × 97 × 117.7	S8FS-G10005CD	
		12 V	8.5 A			S8FS-G10012CD	
		15 V	7 A			S8FS-G10015CD	
		24 V	4.5 A			S8FS-G10024CD	
150 W	5 V	21 A <sup>*3</sup>	No	39.2 × 97 × 147.7	S8FS-G15005CD		
	12 V	13 A			S8FS-G15012CD		
	15 V	10 A			S8FS-G15015CD		
	24 V	6.5 A			S8FS-G15024CD		
300 W	100 to 240 VAC (Allowable range: 85 to 264 VAC, 120 to 370 VDC <sup>*</sup> )	48 V	3.3 A	Yes	39.2 × 97 × 177.7	S8FS-G15048CD	
		12 V	25 A			S8FS-G30012CD	
		15 V	20 A			S8FS-G30015CD	
		24 V	14 A			S8FS-G30024CD	
600 W	100 to 240 VAC (Allowable range: 85 to 264 VAC, 120 to 350 VDC <sup>*,**</sup> )	48 V	7 A	Yes	42.5 × 102 × 201	S8FS-G30048CD	
		12 V	50 A			S8FS-G60012CD	
		15 V	40 A			S8FS-G60015CD	
		24 V	27 A			S8FS-G60024CD	
			48 V	13 A		62.5 × 120 × 221	S8FS-G60048CD

\*1. The output power is 40 W. \*2. The output power is 80 W. \*3. The output power is 105 W. \*4. Applicable to products produced from May 2018.



# S8JX-P

## List of Models

### ● Front-mounting type (with mounting bracket)

Place a check for the items you're interested in.

H	Power rating	Rated input voltage	Rated output voltage (DC)	Rated output current	Maximum boost current	Built-in fan	Dimensions: W × H × D (mm)	Model
	300 W	100 to 240 VAC (Allowable range: 85 to 264 VAC, 80 to 370 VDC*)	5 V	60 A	—	Yes	77.6 × 124.3 × 217.3	S8JX-P30005C
12 V			27 A	—	S8JX-P30012C			
24 V			14 A	16.5 A (200 VAC)	S8JX-P30024C			
48 V			7 A	—	S8JX-P30048C			
600 W	5 V		120 A	—	Yes	116.6 × 124.3 × 217.3	S8JX-P60005C	
	12 V		53 A	—			S8JX-P60012C	
	24 V		27 A	31 A (200 VAC)			S8JX-P60024C	
	48 V		13 A	—			S8JX-P60048C	

### ● Front-mounting type (without mounting bracket)

Place a check for the items you're interested in.

I	Power rating	Rated input voltage	Rated output voltage (DC)	Rated output current	Maximum boost current	Built-in fan	Dimensions: W × H × D (mm)	Model
	300 W	100 to 240 VAC (Allowable range: 85 to 264 VAC, 80 to 370 VDC*)	5 V	60 A	—	Yes	71 × 92 × 165	S8JX-P30005N
12 V			27 A	—	S8JX-P30012N			
24 V			14 A	16.5 A (200 VAC)	S8JX-P30024N			
48 V			7 A	—	S8JX-P30048N			
600 W	5 V		120 A	—	Yes	110 × 92 × 164.8	S8JX-P60005N	
	12 V		53 A	—			S8JX-P60012N	
	24 V		27 A	31 A (200 VAC)			S8JX-P60024N	
	48 V		13 A	—			S8JX-P60048N	

### ● DIN rail mounting type

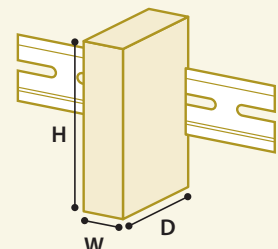
Place a check for the items you're interested in.

J	Power rating	Rated input voltage	Rated output voltage (DC)	Rated output current	Maximum boost current	Built-in fan	Dimensions: W × H × D (mm)	Model
	300 W	100 to 240 VAC (Allowable range: 85 to 264 VAC, 80 to 370 VDC*)	5 V	60 A	—	Yes	77.6 × 110.8 × 222.8	S8JX-P30005CD
12 V			27 A	—	S8JX-P30012CD			
24 V			14 A	16.5 A (200 VAC)	S8JX-P30024CD			
48 V			7 A	—	S8JX-P30048CD			
600 W	5 V		120 A	—	Yes	116.6 × 110.8 × 222.8	S8JX-P60005CD	
	12 V		53 A	—			S8JX-P60012CD	
	24 V		27 A	31 A (200 VAC)			S8JX-P60024CD	
	48 V		13 A	—			S8JX-P60048CD	

\*The range for compliance with EU Directives and safety standards (UL, EN, etc.) is 100 to 240 VAC (85 to 264 VAC).

### About dimensions shown

In the case of standard mounting, the width (W) and height (H) are given with the distance from the DIN rail serving as the depth (D).



**OMRON Corporation Industrial Automation Company**

Kyoto, JAPAN

Contact: [www.ia.omron.com](http://www.ia.omron.com)

**Regional Headquarters**

**OMRON EUROPE B.V.**

Wegalaan 67-69, 2132 JD Hoofddorp  
The Netherlands  
Tel: (31)2356-81-300/Fax: (31)2356-81-388

**OMRON ELECTRONICS LLC**

2895 Greenspoint Parkway, Suite 200  
Hoffman Estates, IL 60169 U.S.A.  
Tel: (1) 847-843-7900/Fax: (1) 847-843-7787

**OMRON ASIA PACIFIC PTE. LTD.**

No. 438A Alexandra Road # 05-05/08 (Lobby 2),  
Alexandra Technopark,  
Singapore 119967  
Tel: (65) 6835-3011/Fax: (65) 6835-2711

**OMRON (CHINA) CO., LTD.**

Room 2211, Bank of China Tower,  
200 Yin Cheng Zhong Road,  
PuDong New Area, Shanghai, 200120, China  
Tel: (86) 21-5037-2222/Fax: (86) 21-5037-2200

**Authorized Distributor:**

© OMRON Corporation 2017-2020 All Rights Reserved.  
In the interest of product improvement,  
specifications are subject to change without notice.

**CSM\_4\_2**

**Cat. No. T209-E1-03**

1120(0417)