

⚠ Safety Warning

- ① The product can only be installed and maintained by professionals.
- ② Installation in any damp, condensed-phase environment with inflammable and explosive gas is forbidden.
- ③ When the product is being installed or maintained, the power must be switched off.
- ④ You are prohibited from touching the conductive part when the product is operating.
- ⑤ It is strictly prohibited to test the performance of the product by the direct contact of the hot wire against the grounding device or the direct short circuit of the hot wire and the neutral wire.
- ⑥ The protection features of the product are set by the manufacturer. It is not allowed to open or adjust the circuit breaker at will.
- ⑦ It is prohibited to let children play with the product or the package.
- ⑧ Foreign matter should be prevented from falling into the product. **Install the product in a well-sealed terminal box.**
- ⑨ Do not install the product in places where gaseous media can corrode metals and damage insulation.
- ⑩ Tighten the wiring screws when installing the product to prevent wires from loose or being pulled out. Select wires strictly according to instructions and connect them to proper power supply and load.

- ① The product cannot protect against the danger of electric shock caused by touching both wires of the protected circuit at the same time.
- ② **The product must be wired correctly in strict accordance with the wiring diagram.**
- ③ **The product is not suitable for the direct starting of high-inductive and high-capacity loads, such as fans, electric motors, electric heating equipment, capacitor cabinets, etc.**

1 Purpose of Use

The arc fault detection circuit-breaker with residual current operated function applies to circuits with frequency of 50Hz, rated voltage AC 240V, and rated current up to 32A. It provides overload, short circuit, leakage protection and arc fault detection, and can also be used for infrequent switching of the circuit under normal circumstances.

2 Key Technical Parameters

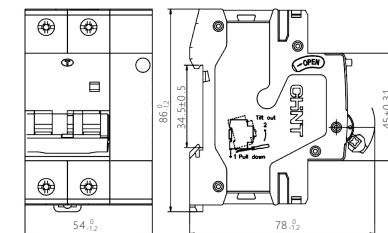
Table 1 Key Technical Parameters

No.	Parameter or performance	Parameter value or performance value
1	Rated voltage (U _n)	AC 240V
2	Rated current (I _n)	6A, 10A, 13A, 15A, 16A, 20A, 25A, 32A
3	Rated frequency	50Hz
4	Poles	2P
5	Characteristics	B-curve, C-curve, K-curve
6	Rated residual operating current (I _{Δn})	0.03 A
7	RCD Type	Type A
8	Rated short-circuit capacity (I _{sc})	6000 A
9	Rated residual making and breaking capacity (I _{Δm})	3000 A
10	Altitude	≤2000m
11	Pollution level	Level 2
12	Protection level	IP20
13	Installation category	Class II and III

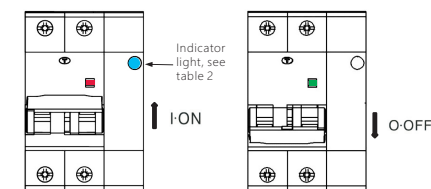
01

3 Installation

a) Installation dimensions (unit: mm)



b) On-off indication

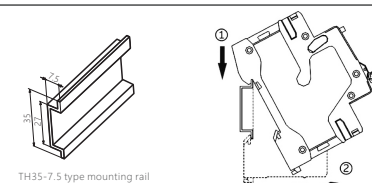


02

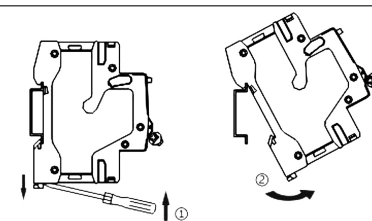
Table 2 Indicator light status display

Circuit-breaker status	Indicator light color	Instruction
In close position	Blue always bright	Normal working
Reclose after tripped	Red flashing 10s	Residual current fault
	Red and blue flashing alternately 10s	Arc fault

c) Installation



d) Disassembly

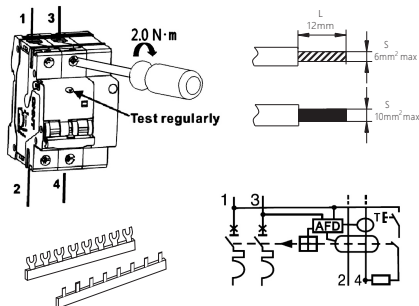


03

e) Wiring: Suitable for copper wire or busbar connection. See Table 3 for wire selection.

Table 3 Copper wire cross-sectional area

Rated current I _n (A)	Copper wire cross-sectional area (mm ²)
6	1.0
10,13	1.5
15,16,20	2.5
25	4
32	6



04

4 Maintenance

- Check the circuit breaker on a regular basis during operation;
- After the circuit breaker cuts off the overload or short-circuit current and the residual current, the fault should be eliminated before closing the circuit breaker.

Table 4 Analysis and Troubleshooting of Common Faults

Symptoms	Cause analysis	Troubleshooting methods and precautions
Handle cannot be closed	Short circuit or large residual current exists in the circuit.	Check the circuit, and operate after troubleshooting
Frequent switching	I. The circuit load current does not match the rated current of the circuit breaker, and there is an overload current; II. Residual current in the circuit is within the operating range of the circuit breaker.	I. Check the circuit, and operate after troubleshooting; II. Use a circuit breaker with a larger rated current or rated residual operating current.
The product does not work when the test button is pressed	I. Poor terminal contact; II. Button disabled.	I. Tighten the wiring screws; II. Replace the product.
Terminal temperature is too high	I. Terminal not tightened; II. The cross-sectional area of the selected wire is too small.	I. Tighten the wiring screws; II. Use a wire with the right cross-sectional area.

5 Environmental Protection

In order to protect the environment, the product or product parts should be disposed of according to the industrial waste treatment process, or be sent to the recycling station for assortment, dismantling and recycling according to local regulations.

05

CHNT
CHINT ELECTRICS

NB4LE-AFD
Arc fault detection circuit-breakers with residual current operated function
User Instruction

CHNT
QC PASS

NB4LE-AFD
Arc fault detection circuit-breakers with residual current operated function
IEC/EN 61009-1
IEC/EN 62606

Check 12

Test date: Please see The packing

ZHEJIANG CHINT ELECTRICS CO.,LTD.

Zhejiang Chint Electrics Co., Ltd.

Add: No.1, CHINT Road, CHINT Industrial Zone, North Baixiang, Yueqing, Zhejiang 325603, P.R.China
E-mail: global-sales@chint.com
Website: http://en.chint.com



(NO:2021.09)

CHNT
CHINT ELECTRICS

NB4LE-AFD
Arc fault detection circuit-breakers with residual current operated function

User Instruction

Standard: IEC/EN 61009-1
IEC/EN 62606

06