

Digital Indicator

HANYOUNG NUX

MAS

INSTRUCTION MANUAL

Thank you for purchasing Hanyoung Nux products. Please read the instruction manual carefully before using this product, and use the product correctly. Also, please keep this instruction manual where you can see it any time.

HANYOUNGNUX CO., LTD
28, Gilpa-ro 71beon-gil, Michuhol-gu, Incheon, Korea TEL : +82-32-876-4697
http://www.hanyoungnux.com

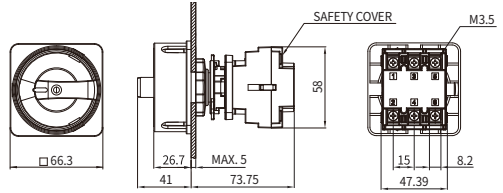
MH0101KE20224

Dimensions and panel cutout

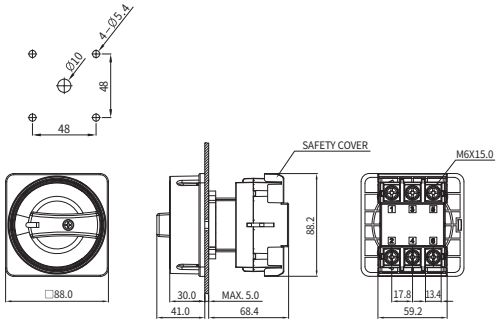
Dimensions

[Unit: mm]

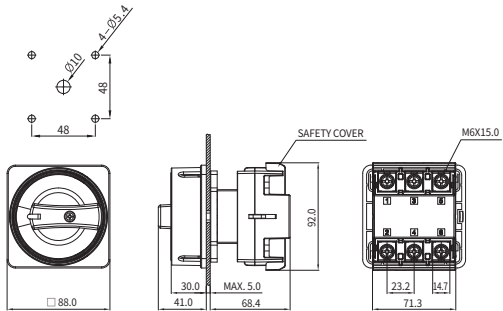
• MAS-025



• MAS-063



• MAS-125



Safety information

Please read the safety information carefully before use, and use the product correctly. The alerts declared in the manual are classified into **Danger**, **Warning** and **Caution** according to their importance

| | | |
|--|----------------|--|
| | DANGER | Indicates an imminently hazardous situation which, if not avoided, will result in death or serious injury |
| | WARNING | Indicates a potentially hazardous situation which, if not avoided, could result in death or serious injury |
| | CAUTION | Indicates a potentially hazardous situation which, if not avoided, may result in minor injury or property damage |

CAUTION

- Use within the product rating.
- Be sure to turn off the power when installing or disassembling the product.

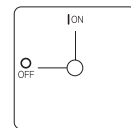
Suffix code

| Model | Code | Information |
|----------------------|-------|--|
| MAS - | □ □ □ | Main switch |
| Rated capacity | 025 □ | 25 A |
| | 063 □ | 63 A |
| | 125 □ | 125 A |
| shape classification | A | emergency use (Guard: YELLOW, HANDLE: RED) |
| | B | Normal (Guard: WHITE, HANDLE: BLACK) |

Specification

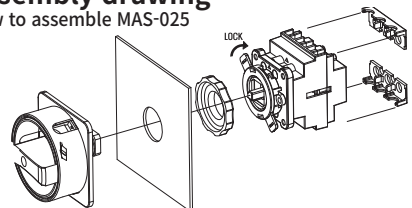
| Model | | MAS-025 | MAS-063 | MAS-125 |
|--------------------------------|--------|---------|---------|---------|
| division | | | | |
| Rated Insulation Voltage Ui | | 690V | 690V | 690V |
| Rated through current Ith | | 25A | 63A | 125A |
| Motor load according to UL/CSA | | | | |
| MOTOR 3-PHASE | 240V | 7.5HP | 15HP | 25HP |
| | 480V | 10HP | 30HP | 50HP |
| | 600V | 10HP | 30HP | 50HP |
| MOTOR 1-PHASE | 120V | 1HP | 3HP | 6HP |
| | 240V | 2HP | 7.5HP | 15HP |
| Rated control output AC3 | | | | |
| MOTOR | 3X230V | 5.5kW | 15kW | 22kW |
| | 3X400V | 7.5kW | 22kW | 37kW |
| | 3X690V | 7.5kW | 22kW | 45kW |
| Rated control output AC23A | | | | |
| MOTOR | 3X230V | 7.5kW | 18.5kW | 25kW |
| | 3X400V | 11kW | 30kW | 45kW |
| | 3X690V | 11kW | 30kW | 45kW |
| TERMINAL SCREW | | M3.5 | M6 | M6 |

Connection diagrams



Assembly drawing

How to assemble MAS-025



Wire size and TIGHT TORQUE

| Model | MAS-025 | MAS-063 | MAS-125 |
|------------------------|---------|---------|---------|
| division | | | |
| Wire size (AWG No.) | 14~7 | 14~2 | 8~1 |
| TORQUE TERMINAL SCREWS | 0.8 Nm | 2.5 Nm | 2.5 Nm |