

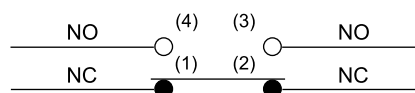


LS-8 Limit Switches

Feature

- Double circuit type of limit switch
- Highly rigid construction, consists of intensive plastic and aluminum cast (Head and cover snugly fit in box)
- Small volume, water-proof and oil-proof construction
- Built-in basic switch with double spring mechanism, longer mechanical life
- Smooth operation with greater OT
- Easy-to-wire circuit opening design
- Wide variety of actuators, easily use

Contact Form



Rating

Rated Voltage	Noninductive Load (A)				Inductive Load (A)			
	Resistance Load		Lamp Load		Inductive Load		Motor Load	
	NC	NO	NC	NO	NC	NO	NC	NO
125VAC	5	5	1.5	0.7	3	3	2	1
250VAC	5	5	1	0.5	3	3	1.5	0.8
8VDC	5	5	3	3	5	4	3	3
14VDC	5	5	3	3	4	4	3	3
30VDC	5	5	3	3	4	4	3	3
125VDC	0.4	0.4						
250VDC	0.2	0.2						
Inrush Current	N.C.: below 24A, N.O.: below 12A							

NOTES: 1. Inductive load has a power factor of 0.4 min.(AC) and a time constant of 7 msec.max.(DC).
 2. Lamp load has an inrush current of 10 times the steady-state current, while motor load has an inrush current of 6 times the steady-state current.

Characteristic

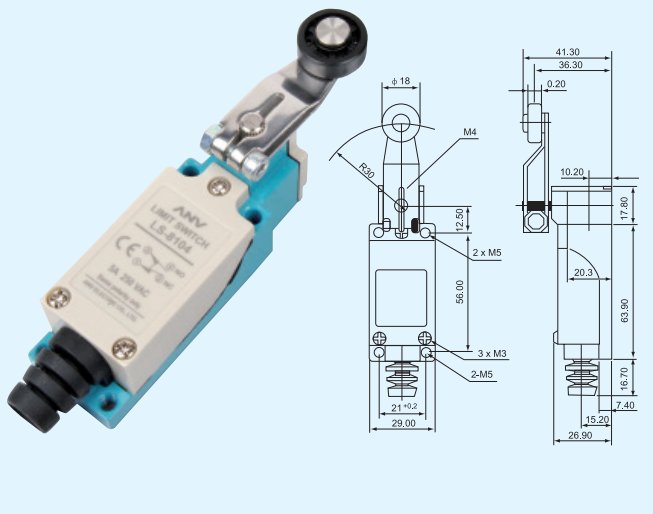
Operation speed	0.5mm-50cm/sec
Operating frequency	Mechanical: 120 operations/minute Electrical: 30 operations/minute
Contact resistance	25mΩ max. (initial value)
Insulation resistance	100mΩ min. (below 500VDC)
Dielectric strength	1000VAC, 50/60 Hz for 1 minute between terminals of the same polarity
	1500VAC, 50/60 Hz for 1 minute between current-carrying and noncurrent-carrying metal parts
	1500VAC, 50/60 Hz for 1 minute between each terminal and ground
Vibration	10-55Hz, 1.5mm double amplitude
Shock	Mechanical durable: 1,000m/Sec ² (about 100G'S) Malfunction: 300m/Sec ² (about 30G'S)
Ambient temperature	-5°C~+65°C
Ambient humidity	<95% RH
Life	Mechanical: 10,000,000 operations above Electrical: 500,000 operations above
Weight	About 130 to 190g
Degree of protection	IP65

Operating Characteristic

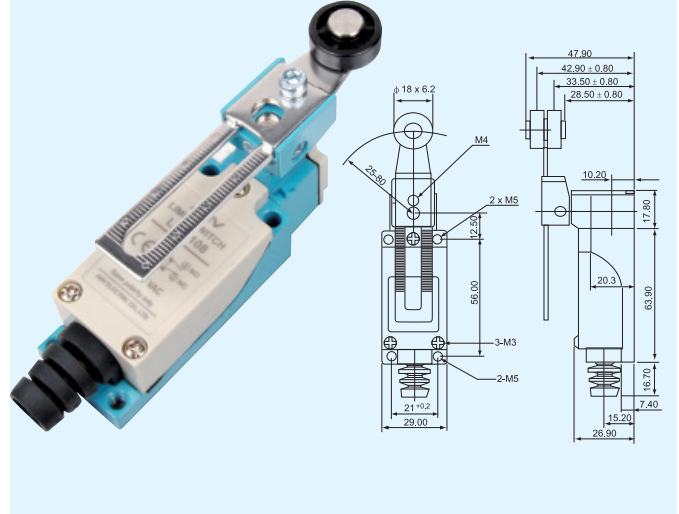
Models	LS-8104	LS-8108	LS-8107	LS-8111	LS-8112/8122	LS-8166/8167/8168/8169
OF(Max.)	750g	750g	750g	900g	900g	150g
RF(Min.)	100g	100g	100g	150g	150g	-
PT(Max.)	20°	20°	20°	1.5mm	1.5mm	30mm
OT(Min.)	50°	50°	50°	4mm	4mm	-
MD(Max.)	12°	12°	12°	1mm	1mm	-
OP	-	-	-	26±0.8mm	37±0.8mm	-

Appearance and Dimension

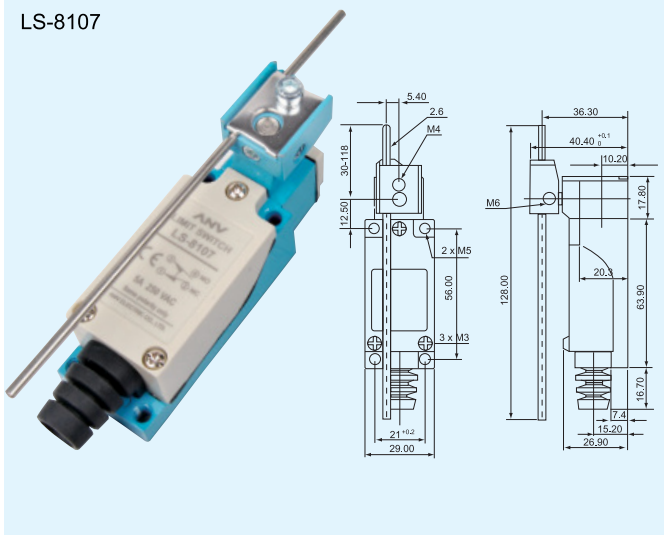
LS-8104



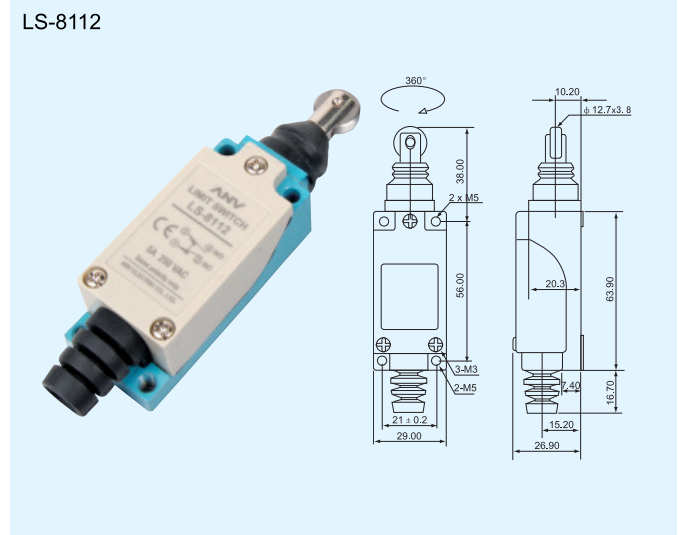
LS-8108



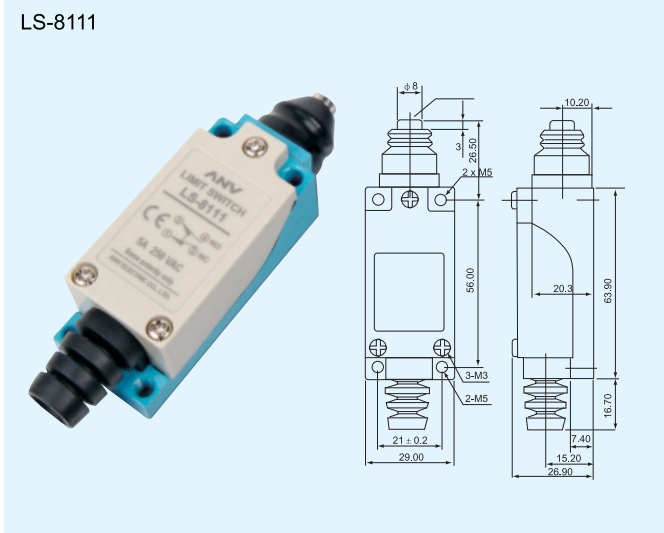
LS-8107



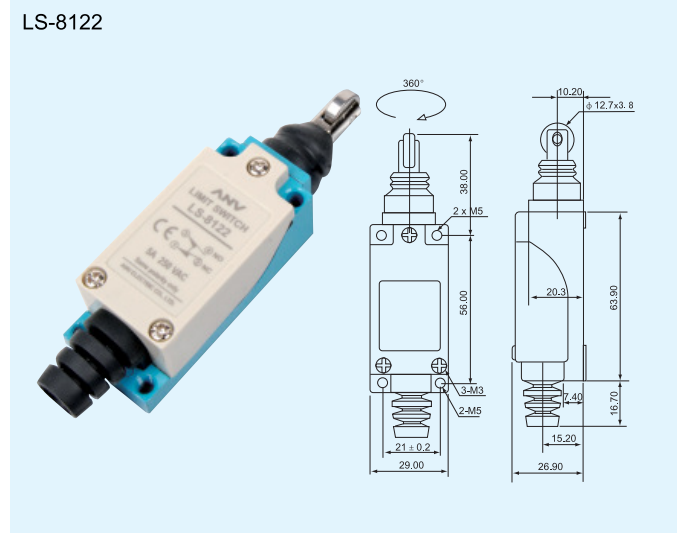
LS-8112




LS-8111



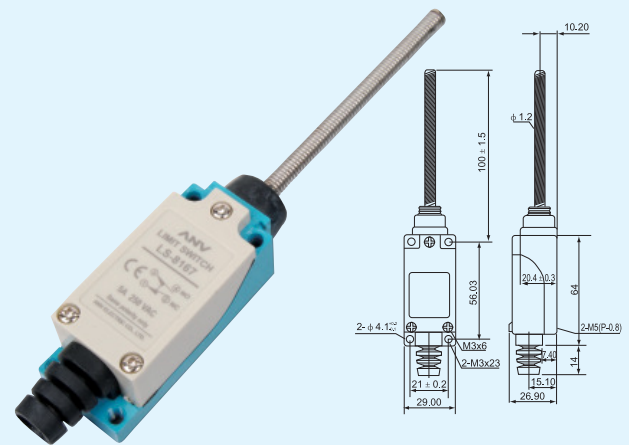
LS-8122




LS-8166




LS-8167



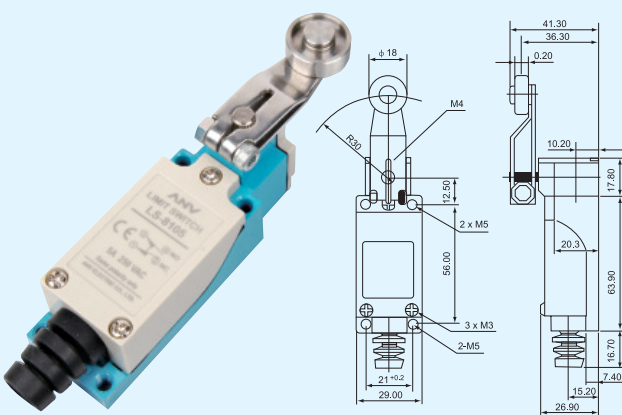
LS-8168



LS-8169



LS-8105



LS-8109

