

One-touch Fittings

RoHS

The New "KQ2"

KQ, KQ2, and KJ consolidated into the "KQ2"

- Enhanced variation
- Lightweight
- Compact



New KQ2 Series



New Oval type release button added!

Applicable tubing O.D.

Metric	ø3.2, ø4, ø6
Inch	ø1/8", ø5/32", ø3/16"



Body type: total of **51** models

Seal method: **3** types

Thread material/Surface treatment (Treated or Non-treated): **2** types^{*1}

*1 Brass, Brass + Electroless nickel plating

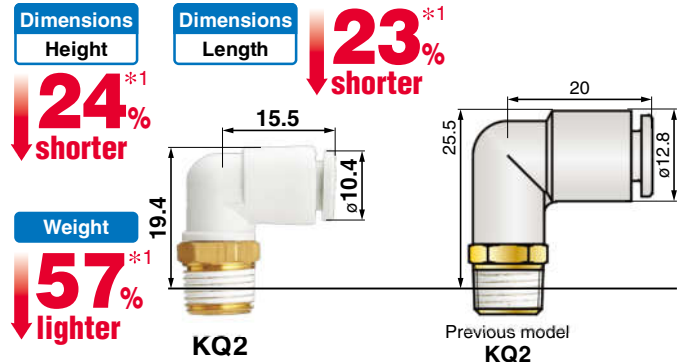
Applicable tubing	Connection thread	Seal method/Release button shape					
		Sealant		Gasket seal		Face seal	
		Oval Type	Round Type	Oval Type	Round Type	Oval Type	Round Type
Metric size 	M						
	R	P.5	P.101	P.5	P.101	P.65	P.173
	G					P.57	P.165
	Uni			P.87	P.201		
Inch size 	UNF			P.29	P.133		
	NPT	P.29	P.133			P.73	P.185
	M			P.49	P.157		
	R	P.49	P.157			P.81	P.195
	Uni			P.95	P.209		

KQ2 Series

Improved tube insertion/removal



Compact and lightweight



*1 Tube removal strength is ensured to be equivalent to previous model. *1 Previous KQ2 series model: Male elbow, applicable tubing O.D. ø6, connection thread R1/8

Selectable seal method*1

*1 Connection thread: R, NPT



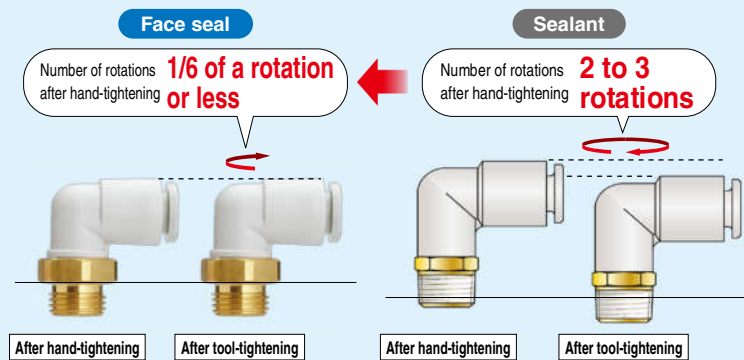
Selectable surface treatment

- Brass (No plating)
- Brass + Electroless nickel plating

Face seal adopted for threading.


Original thread construction which allows for the use of piping taper female threads (Rc, NPT)

Improved installability (Reduction in amount of tool-tightening required after hand-tightening)

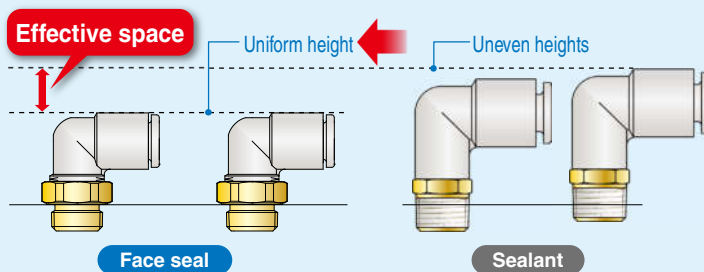


■ Allows for neat and compact piping without protruding threads

<Application example>
Mounted to a blow gun (VMG11W-02-01)



A uniform height when using multiple fittings, contributes to space saving



Prevention of sealant residue/protrusion

The current sealant type leaves residue and protrudes out from the threading when installing, making it necessary to clear away the residue using an air blower or similar. However, no residue is created when using a face seal.

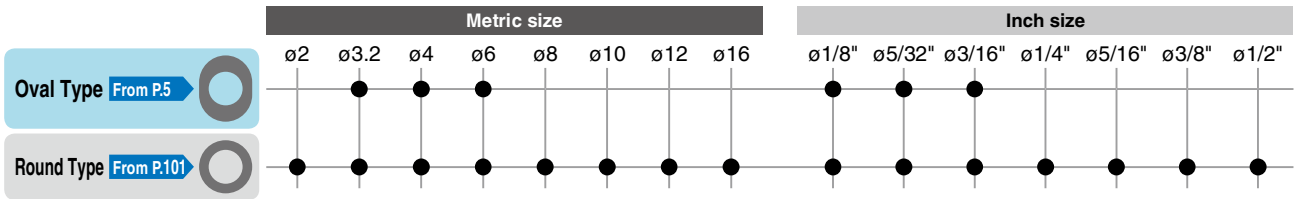
Re-piping is possible.

Face seal

Repeated re-piping of up to 6 to 10 times is possible due to use of elastic sealant on seating.








































Sealant

Sealant tape is necessary because sealant becomes separated with repeated installation.



Refer to the next page for details on the applicable tubing sizes of each shape.




Oval Type/Round Type Variations

Hexagon Socket Head Male Connector KQ2S  Oval Type Round Type	45° Male Elbow KQ2K  Oval Type Round Type	Bulkhead Union KQ2E  Oval Type Round Type	Universal Female Elbow KQ2VF  Oval Type Round Type
Universal Male Elbow KQ2V  Oval Type Round Type	Extended Male Elbow KQ2W  Oval Type Round Type	Bulkhead Connector KQ2E  Oval Type Round Type	Branch Universal Female Elbow KQ2ZF  Round Type
Male Connector KQ2H  Oval Type Round Type	Female Connector KQ2F  Oval Type Round Type	Straight Union KQ2H  Oval Type Round Type	Different Diameter Straight KQ2H  Oval Type Round Type
Cross KQ2TW  Oval Type Round Type	Male Elbow KQ2L  Oval Type Round Type	Union Elbow KQ2L  Oval Type Round Type	Plug-in Elbow KQ2L  Oval Type Round Type
Reducer Elbow KQ2L  Oval Type Round Type	Different Diameter Cross KQ2TX  Oval Type Round Type	Male Branch Tee KQ2T  Oval Type Round Type	Union Tee KQ2T  Oval Type Round Type
Different Diameter Tee KQ2T  Oval Type Round Type	Different Diameter Tee KQ2T  Oval Type Round Type	Different Diameter Cross KQ2TY  Oval Type Round Type	Hexagon Socket Head Universal Male Elbow KQ2VS  Oval Type Round Type
Branch Male Elbow KQ2LU  Round Type	Female Elbow KQ2LF  Oval Type Round Type	Double Universal Male Elbow KQ2VD  Oval Type Round Type	Triple Universal Male Elbow KQ2VT  Oval Type Round Type
Branch Universal Male Elbow KQ2Z  Round Type	Double Branch Universal Male Elbow KQ2ZD  Round Type	Male Run Tee KQ2Y  Oval Type Round Type	Triple Branch Universal Male Elbow KQ2ZT  Round Type
Branch Union Elbow KQ2LU  Round Type	Extended Plug-in Elbow KQ2W  Oval Type Round Type	Male Delta Union KQ2D  Oval Type Round Type	Delta Union KQ2D  Oval Type Round Type
Double Branch "Y" KQ2UD  Round Type	Different Diameter Double Union "Y" KQ2UD  Round Type	Different Diameter Plug-in "Y" KQ2X  Round Type	Double Plug-in "Y" KQ2XD  Round Type
Union "Y" KQ2U  Round Type	Different Diameter Union "Y" KQ2U  Round Type	Plug-in "Y" KQ2U  Round Type	Branch "Y" KQ2U  Round Type
Plug-in Reducer KQ2R  Oval Type Round Type	Bulkhead Male Elbow KQ2LE  Oval Type Round Type	Tube Cap KQ2C  Oval Type Round Type	





* The supported release button type (oval type/round type) is shown next to each product.

Oval Type Release Button



Sealant/Gasket Seal

Applicable tubing	Connection thread					
	M	R	Rc	UNF	NPT	
 <p>Metric</p> <p>ø2 ø3.2 ø4 ø6 ø8 ø10 ø12 ø16</p>	●	●	●			<p>P.5</p> <p>How to Order P.6</p> <p>Variations P.7</p> <p>Dimensions P.9</p> <p>Made to Order/Clean Series/ Spare Parts P.27</p>
 <p>Inch</p> <p>ø1/8" ø5/32" ø3/16" ø1/4" ø5/16" ø3/8" ø1/2"</p>				●	●	<p>P.29</p> <p>How to Order P.30</p> <p>Variations P.31</p> <p>Dimensions P.33</p> <p>Made to Order/Clean Series/ Spare Parts P.48</p>
 <p>Inch</p> <p>ø1/8" ø5/32" ø3/16" ø1/4" ø5/16" ø3/8" ø1/2"</p>	●	●	●			<p>P.49</p> <p>How to Order P.50</p> <p>Variations P.51</p> <p>Dimensions P.52</p> <p>Made to Order/Clean Series/ Spare Parts P.55</p>

Face Seal

Applicable tubing	Connection thread					
	G	R	Rc	NPT	R	
 <p>Metric</p> <p>ø2 ø3.2 ø4 ø6 ø8 ø10 ø12 ø16</p>	●					<p>P.57</p> <p>How to Order P.58</p> <p>Variations P.59</p> <p>Dimensions P.60</p> <p>Spare Parts P.63</p>
 <p>Metric</p> <p>ø2 ø3.2 ø4 ø6 ø8 ø10 ø12 ø16</p>		●				<p>P.65</p> <p>How to Order P.66</p> <p>Variations P.67</p> <p>Dimensions P.68</p>
 <p>Inch</p> <p>ø1/8" ø5/32" ø3/16" ø1/4" ø5/16" ø3/8" ø1/2"</p>				●		<p>P.73</p> <p>How to Order P.74</p> <p>Variations P.75</p> <p>Dimensions P.76</p>
 <p>Inch</p> <p>ø1/8" ø5/32" ø3/16" ø1/4" ø5/16" ø3/8" ø1/2"</p>					●	<p>P.81</p> <p>How to Order P.82</p> <p>Variations P.83</p> <p>Dimensions P.84</p>

Gasket Seal (Uni Thread)

Applicable tubing	Connection thread				
	Rc	G	NPT	NPTF	
 <p>Metric</p> <p>ø2 ø3.2 ø4 ø6 ø8 ø10 ø12 ø16</p>	●	●	●	●	<p>P.87</p> <p>How to Order P.88</p> <p>Variations P.89</p> <p>Dimensions P.90</p> <p>Made to Order/Clean Series/ Spare Parts P.93</p>
 <p>Inch</p> <p>ø1/8" ø5/32" ø3/16" ø1/4" ø5/16" ø3/8" ø1/2"</p>	●	●	●	●	<p>P.95</p> <p>How to Order P.96</p> <p>Variations P.97</p> <p>Dimensions P.98</p> <p>Made to Order/Clean Series/ Spare Parts P.100</p>

Round Type Release Button

Sealant/Gasket Seal

Applicable tubing	Connection thread					
	M	R	Rc	UNF	NPT	
Metric ø2 ø3.2 ø4 ø6 ø8 ø10 ø12 ø16	●	●	●			P.101 How to Order P.102 Variations P.103 Dimensions P.105 Made to Order/Clean Series/ Spare Parts P.131
Inch ø1/8" ø5/32" ø3/16" ø1/4" ø5/16" ø3/8" ø1/2"				●	●	P.133 How to Order P.134 Variations P.135 Dimensions P.137 Made to Order/Clean Series/ Spare Parts P.156
Inch ø1/8" ø5/32" ø3/16" ø1/4" ø5/16" ø3/8" ø1/2"	●	●	●			P.157 How to Order P.158 Variations P.159 Dimensions P.160 Made to Order/Clean Series/ Spare Parts P.163

Face Seal

Applicable tubing	Connection thread					
	G	R	Rc	NPT	R	
Metric ø2 ø3.2 ø4 ø6 ø8 ø10 ø12 ø16	●					P.165 How to Order P.166 Variations P.167 Dimensions P.168 Spare Parts P.172
Metric ø2 ø3.2 ø4 ø6 ø8 ø10 ø12 ø16		●				P.173 How to Order P.174 Variations P.175 Dimensions P.176
Inch ø1/8" ø5/32" ø3/16" ø1/4" ø5/16" ø3/8" ø1/2"				●		P.185 How to Order P.186 Variations P.187 Dimensions P.188
Inch ø1/8" ø5/32" ø3/16" ø1/4" ø5/16" ø3/8" ø1/2"					●	P.195 How to Order P.196 Variations P.197 Dimensions P.198

Gasket Seal (Uni Thread)

Applicable tubing	Connection thread				
	Rc	G	NPT	NPTF	
Metric ø2 ø3.2 ø4 ø6 ø8 ø10 ø12 ø16	●	●	●	●	P.201 How to Order P.202 Variations P.203 Dimensions P.204 Made to Order/Clean Series/ Spare Parts P.207
Inch ø1/8" ø5/32" ø3/16" ø1/4" ø5/16" ø3/8" ø1/2"	●	●	●	●	P.209 How to Order P.210 Variations P.211 Dimensions P.212 Made to Order/Clean Series/ Spare Parts P.214

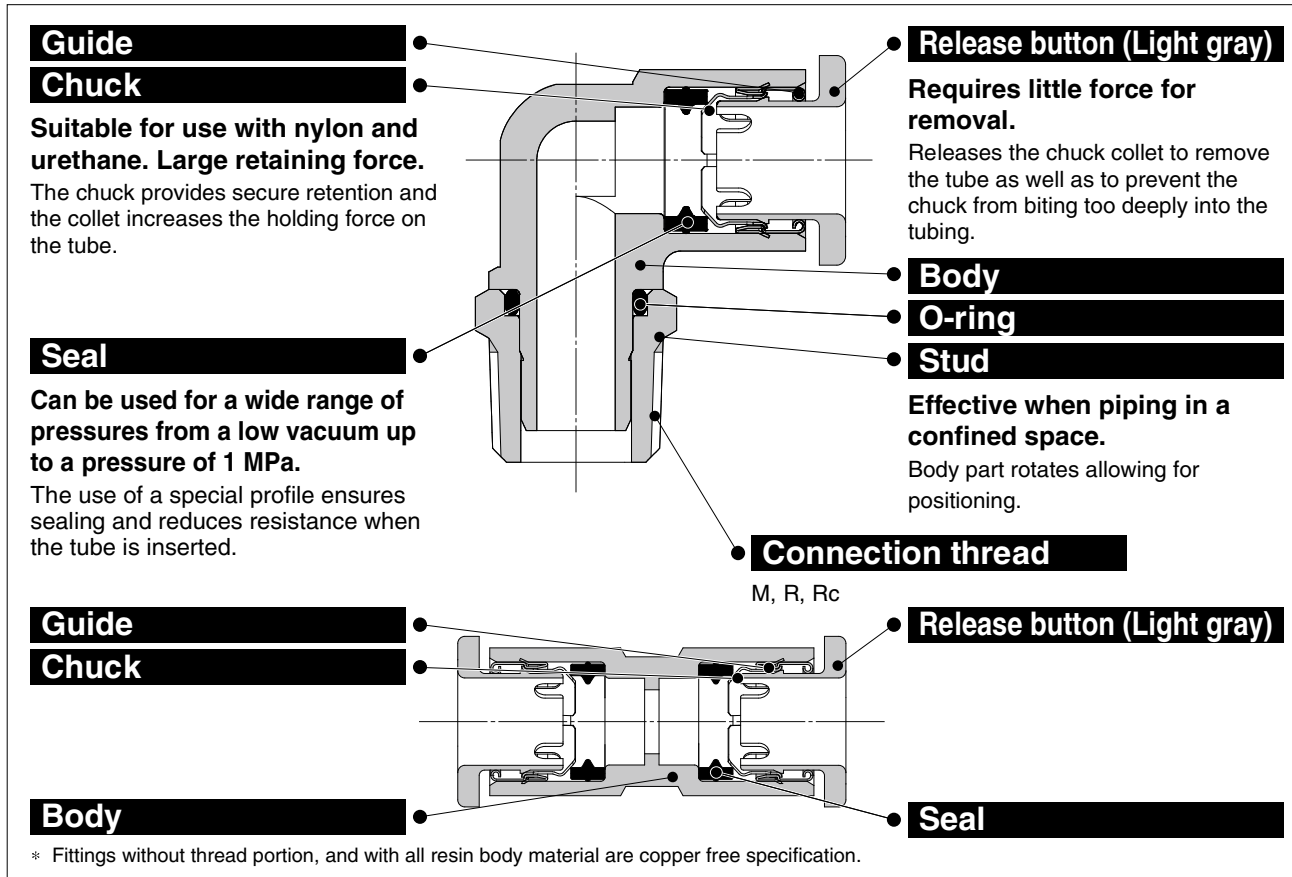
Prior to Use	P.215
Precautions	P.216
Safety Instructions	Back cover

Sealant/Gasket Seal	Metric Size M, R, Rc
	Inch Size UNF, NPT
Face Seal	Metric Size G
	Metric Size R, Rc
Gasket Seal	Inch Size NPT
	Inch Size R
Gasket Seal	Metric Size Uni
	Inch Size Uni

Oval Type Metric Size One-touch Fittings

Applicable Tubing: Metric Size, Connection Thread: M, R, Rc

KQ2 Series



One-touch IN/OUT connection.
Possible to use in vacuum to -100 kPa.



Made to Order
(Refer to page 27 for details.)

Applicable Tubing

Tubing material	FEP, PFA, Nylon, Soft nylon, Polyurethane
Tubing O.D.	ø3.2, ø4, ø6

Specifications

Fluid		Air, Water*1 *2
Operating pressure range*3		-100 kPa to 1 MPa
Proof pressure (at 23°C)		3 MPa
Ambient and fluid temperature		-5 to 60°C, Water: 0 to 40°C (No freezing)
Thread	Mounting section	JIS B0203 (Taper thread for piping) JIS B0205 (Metric coarse thread)
	Nut section	JIS B0205 (Metric fine thread)
Seal on the threads		With sealant

*1 The surge pressure must be under the maximum operating pressure.

*2 Deionized water is not recommended for use as it may affect the material used in the fittings. In addition, it is known to degrade the water quality.

*3 Do not use the fittings with a leak tester or for vacuum retention because they are not guaranteed for zero leakage.

Principal Parts Material

Body	C3604, PBT, PP, Stainless steel 303
Stud	C3604 (Thread portion), Stainless steel 303 (Thread portion)
Chuck	Stainless steel 304
Guide	Stainless steel 304
Release button	POM
Seal, O-ring	NBR
Gasket	Stainless steel 304, NBR

Metric Size One-touch Fittings **KQ2 Series**

Oval Type Applicable Tubing: Metric Size, Connection Thread: M, R, Rc

How to Order

Threaded Type **KQ2 H 06 - 01 A S 1**

One-touch fittings

Model

Symbol	Model
H	Male connector
S	Hexagon socket head male connector
F	Female connector
L	Male elbow
K	45° male elbow
V	Universal male elbow
VS	Hexagon socket head universal male elbow
VF	Universal female elbow
LF	Female elbow
VD	Double universal male elbow
VT	Triple universal male elbow
W	Extended male elbow
T	Male branch tee
Y	Male run tee
D	Male delta union
E	Bulkhead union
	Bulkhead connector
LE	Bulkhead male elbow
N	Adapter

Oval type release button

Male thread seal method

Symbol	Seal method
Nil	None
S	With thread sealant

Thread material/Surface treatment

Symbol	Thread material/Surface treatment
A	Brass
N	Brass + Electroless nickel plating
G	Stainless steel 303 (Connection thread: Only male thread and M3)

Port size/Applicable tubing O.D.

Symbol	Size
Tubing connection	00*1 Same dia. tubing
Thread connection	M3 M3 x 0.5
	M5 M5 x 0.8
	M6 M6 x 1.0
	01 R1/8, Rc1/8
	02 R1/4, Rc1/4
03 R3/8, Rc3/8	

*1 Only for "Bulkhead union" and "Bulkhead male elbow".

Applicable tubing O.D.

Symbol	Size
23	ø3.2
04	ø4
06	ø6

Spare Parts

Use the part number below to order the gasket for M3, M5, and M6 threads.

Gasket for M3 thread: M-3G2

Gasket for M5 thread: M-5G2

Gasket for M6 thread: M-6G

For details on applicable tubing O.D. and port size combinations for each model, refer to the charts on the Dimensions page.

Tube - Tube Type **KQ2 H 06 - 00 A 1**

One-touch fittings

Model

Symbol	Model
H	Straight union
	Different diameter straight
L	Union elbow
	Plug-in elbow
	Reducer elbow
W	Extended plug-in elbow
T	Union tee
	Different diameter tee
TW	Cross
TX	Different diameter cross
TY	Different diameter cross
D	Delta union
R	Plug-in reducer

Oval type release button

Port size/Applicable tubing O.D.

Symbol	Size
Tubing (Rod) connection	00 Same diameter tubing
	99 Same diameter rod
Different dia. tubing (Reducer)	23 ø3.2
	04 ø4
	06 ø6
	08 ø8

Applicable tubing O.D.

Symbol	Size
23	ø3.2
04	ø4
06	ø6

Accessories

Symbol	Name
KQ2N	Nipple
	Reducer nipple
KQ2C	Tube cap
KQ2P	Plug

Oval Type

Metric Size M, R, Rc

Inch Size UNF, NPT

Inch Size M, R, Rc

Metric Size G

Metric Size R, Rc

Inch Size NPT

Inch Size R

Metric Size Uni

Inch Size Uni

Metric Size One-touch Fittings

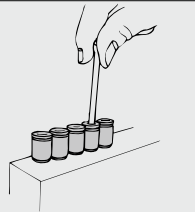
Oval Type Variations

Hexagon socket head male connector

KQ2S

P.10

Internal hexagon socket allows tightening with a hexagon wrench in confined spaces.

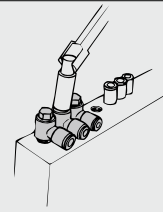


Universal male elbow

KQ2V

P.13

Hexagon head of the body allows tightening with a box wrench in confined spaces.

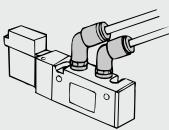


45° male elbow

KQ2K

P.13

Use to pipe a female thread at a 45° angle. Its direction is in-between that of the male connector and male elbow.

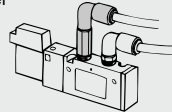


Extended male elbow

KQ2W

P.17

Basically, it is used together with a male elbow. Its extended height allows for multi-leveled piping and prevents interference among fittings.

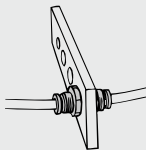


Bulkhead union

KQ2E

P.24

Use to connect tubing through a panel, etc.

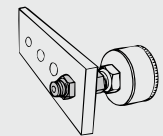


Bulkhead connector

KQ2E

P.24

Use to connect a male thread and tubing through a panel, etc.

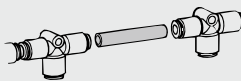


Nipple

KQ2N

P.26

Use to connect One-touch fittings.

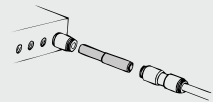


Reducer nipple

KQ2N

P.26

Use to connect One-touch fittings of different sizes.



Universal female elbow

KQ2VF

P.14

Use to branch a male or female thread in the same direction and at a 90° angle. Multiple connections possible.



Male connector

KQ2H

P.9

Use to pipe a female thread in the same direction. Most general model.



Cross

KQ2TW

P.20

Use to four-branch a line.



Reducer elbow

KQ2L

P.12

Use to change the tube direction of One-touch fittings by 90° and connect tubing of reduced size.



Female connector

KQ2F

P.10

Use to pipe a male thread of a pressure gauge, etc.



Male elbow

KQ2L

P.11

Use to pipe a female thread at right angles. Most general model.



Different diameter cross

KQ2TX

P.20

Use to four-branch a line and connect tubing of reduced size at both 90° angles.



Straight union

KQ2H

P.9

Use to connect tubing in the same direction.



Union elbow

KQ2L

P.11

Use to connect tubing at right angles.



Male branch tee

KQ2T

P.18

Use to branch a female thread at both 90° angles.



Different diameter straight

KQ2H

P.9

Use to connect tubing of different sizes.



Plug-in elbow

KQ2L

P.12

Use to change the tube direction of One-touch fittings by 90°.



Union tee

KQ2T

P.19

Use to branch tubing at both 90° angles.



Different diameter tee

KQ2T P.19



Use to connect tubing of reduced size for branching at both 90° angles.

Triple universal male elbow

KQ2VT P.15



Use to three-branch a female thread at right angles. Three individual parts rotate 360°.

Bulkhead male elbow

KQ2LE P.24



Use to connect tubing through a panel, etc. and to change the tube direction by 90°.

Different diameter tee

KQ2T P.19



Use to connect tubing of reduced size for branching at a 90° angle from two pipes running in the same direction.

Male run tee

KQ2Y P.21



Use to branch a female thread in the same direction and at a 90° angle.

Adapter

KQ2N P.25



Use to connect One-touch fittings and R female threads.

Different diameter cross

KQ2TY P.20



Use to connect tubing of reduced size for branching in three directions.

Extended plug-in elbow

KQ2W P.16



Use to change the tube direction of One-touch fittings by 90°. Multi-leveled piping is also possible with the plug-in elbow.

Tube cap

KQ2C P.25



Use to plug unused tubing.

Hexagon socket head universal male elbow

KQ2VS P.14



Hexagon socket on the top allows tightening with a hexagon wrench in confined spaces.

Male delta union

KQ2D P.22



Use to branch a female thread at two right angles.

Color cap

KQ2C P.26



Mount onto the release button and use different colors for piping according to applications.

Female elbow

KQ2LF P.16



Use to pipe a male thread at right angles.

Delta union

KQ2D P.23



Use to branch tubing at three right angles.

Plug

KQ2P P.25



Use to plug unused One-touch fittings.

Double universal male elbow

KQ2VD P.15



Use to two-branch a female thread at right angles. Two individual parts rotate 360°.

Plug-in reducer

KQ2R P.23



Use to change size of One-touch fittings.

The following models do not support oval type release buttons. Refer to the round type (from page 101).

Branch universal female elbow

KQ2ZF P.115



Branch male elbow

KQ2LU P.110



Branch universal male elbow

KQ2Z P.115



Double branch universal male elbow

KQ2ZD P.116



Triple branch universal male elbow

KQ2ZT P.116



Branch union elbow

KQ2LU P.109



Double branch "Y"

KQ2UD P.126



Different diameter double union "Y"

KQ2UD P.126



Different diameter plug-in "Y"

KQ2X P.127



Double plug-in "Y"

KQ2XD P.127



Union "Y"

KQ2U P.125



Different diameter union "Y"

KQ2U P.125



Plug-in "Y"

KQ2U P.125



Branch "Y"

KQ2U P.124



⚠ Box wrenches and socket wrenches may interfere with oval type release buttons. Refer to page 217 for details.

Oval Type

Metric Size M, R, Rc

Inch Size UNF, NPT

Inch Size M, R, Rc

Metric Size G

Metric Size R, Rc

Inch Size NPT

Inch Size R

Metric Size Uni

Inch Size Uni

Sealant/Gasket Seal

Face Seal

Gasket Seal

KQ2 Series

Oval Type Applicable Tubing: Metric Size, Connection Thread: M, R, Rc

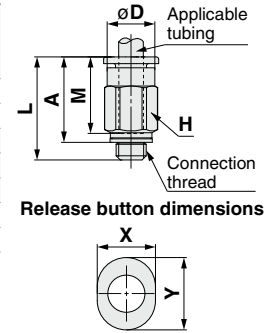
Dimensions

Male Connector: KQ2H (Gasket seal)



Applicable tubing O.D. [mm]	Connection thread M	Model	H (Width across flats)	øD	Release button dimensions		L	A	M	Effective area [mm ²]		Min. port size	Weight [g]
					X	Y				Nylon	Urethane		
ø3.2	M3 x 0.5	KQ2H23-M3G1	7	6.9	6.7	9.5	17	14.4	13.3	0.9	0.9	1.2	2.4
	M5 x 0.8	KQ2H23-M5□1	7	6.9	6.7	9.5	17.3	14.3	13.3	3	2.5	2.5	2.7
ø4	M3 x 0.5	KQ2H04-M3G1	8	7.9	7.7	10	17.1	14.5	13.3	0.9	0.9	1.2	2.9
	M5 x 0.8	KQ2H04-M5□1	8	7.9	7.7	10	17.7	14.7	13.3	4	4	2.5	3.3
ø6	M6 x 1.0	KQ2H04-M6□1	8	7.9	7.7	10	18.7	14.7	13.3	5.6	4	3	3.6
	M5 x 0.8	KQ2H06-M5□1	10	9.9	9.7	12	17.7	14.7	13.3	4	4	2.5	4.1
	M6 x 1.0	KQ2H06-M6□1	10	9.9	9.7	12	18.8	14.8	13.3	5.6	5.6	3	4.4

□: A (Brass), N (Brass + Electroless nickel plating)



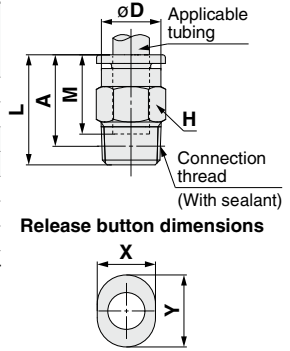
Male Connector: KQ2H (Sealant)



Applicable tubing O.D. [mm]	Connection thread R	Model	H (Width across flats)	øD	Release button dimensions		L	A*1	M	Effective area [mm ²]		Min. port size	Weight [g]
					X	Y				Nylon	Urethane		
ø3.2	1/8	KQ2H23-01□S1	10	—	6.7	9.5	14	10.9	13.3	3.4	2.9	2.5	6
	1/4	KQ2H23-02□S1	14	—	6.7	9.5	16.7	12	13.3	3.4	2.9	2.5	15.3
ø4	1/8	KQ2H04-01□S1	10	—	7.7	10	14.3	11.2	13.3	4.8	3.4	3	5.6
	1/4	KQ2H04-02□S1	14	—	7.7	10	16.7	12	13.3	4.8	3.4	3	14.6
ø6	1/8	KQ2H06-01□S1	10	9.9	9.7	12	18.4	15.3	13.3	13.1	10.4	4.5	5.8
	1/4	KQ2H06-02□S1	14	—	9.7	12	16.7	12	13.3	13.1	10.4	4.5	12.5
	3/8	KQ2H06-03□S1	17	—	9.7	12	18.1	13	13.3	13.1	10.4	4.5	24.5

□: A (Brass), N (Brass + Electroless nickel plating)

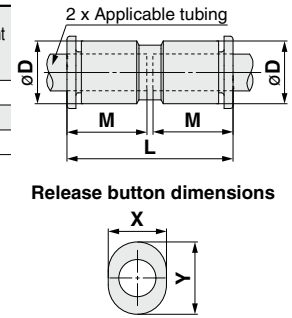
*1 Reference dimensions after installation of R thread



Straight Union: KQ2H



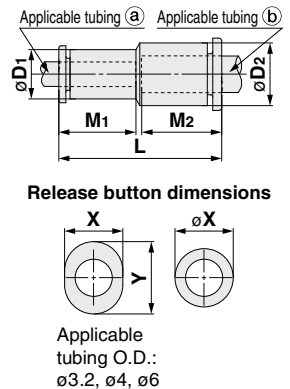
Applicable tubing O.D. [mm]	Model	øD	Release button dimensions		L	M	Effective area [mm ²]		Min. port size	Weight [g]
			X	Y			Nylon	Urethane		
ø3.2	KQ2H23-00A1	7.1	6.7	9.5	27.6	13.3	3.4	2.9	2.5	1.4
ø4	KQ2H04-00A1	8.2	7.7	10	27.6	13.3	5.6	4	3	1.6
ø6	KQ2H06-00A1	10.4	9.7	12	27.6	13.3	13.1	10.4	4.5	2.1



Different Diameter Straight: KQ2H



Applicable tubing O.D. [mm]	Model	øD1	Release button dimensions (a)		Release button dimensions (b)		L	M1	M2	Effective area [mm ²]		Min. port size	Weight [g]		
			øX (X)	Y	øX (X)	Y				Nylon	Urethane				
ø2	ø3.2	KQ2H02-23A1	5.8	5.5	—	7.1	6.7	9.5	26.2	11.9	13.3	—	0.9	1.4	1.1
ø2	ø4	KQ2H02-04A1	5.8	5.5	—	8.2	7.7	10	26.2	11.9	13.3	—	0.9	1.4	1.2
ø3.2	ø4	KQ2H23-04A1	7.1	6.7	9.5	8.2	7.7	10	27.6	13.3	13.3	3.4	2.9	2.5	1.5
ø3.2	ø6	KQ2H23-06A1	7.1	6.7	9.5	10.4	9.7	12	27.6	13.3	13.3	3.4	2.9	2.5	1.8
ø4	ø6	KQ2H04-06A1	8.2	7.7	10	10.4	9.7	12	27.6	13.3	13.3	5.6	5.6	3	2
ø6	ø8	KQ2H06-08A1	10.4	9.7	12	13.2	13	—	28.5	13.3	14.2	13.1	10.4	4.5	2.9



Metric Size One-touch Fittings **KQ2 Series**

Oval Type Applicable Tubing: Metric Size, Connection Thread: M, R, Rc

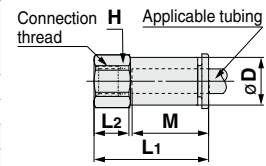
Dimensions

Female Connector: KQ2F

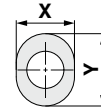


Applicable tubing O.D. [mm]	Connection thread M, Rc	Model	H (Width across flats)	øD	Release button dimensions		L1	L2	M	Effective area [mm ²]		Min. port size	Weight [g]
					X	Y				Nylon	Urethane		
ø3.2	M3 x 0.5	KQ2F23-M3□1	7	6.9	6.7	9.5	17.3	5.7	13.3	3	2.5	2.5	3.1
	M5 x 0.8	KQ2F23-M5□1	7	6.9	6.7	9.5	19.7	5.7	13.3	3	2.5	2.5	3.3
ø4	M3 x 0.5	KQ2F04-M3□1	8	7.9	7.7	10	16.5	5.7	13.3	4	4	2.5	4.1
	M5 x 0.8	KQ2F04-M5□1	8	7.9	7.7	10	19.6	5.7	13.3	4	4	3	4.5
	1/8	KQ2F04-01□1	14	7.9	7.7	10	24.1	8.5	13.3	5.6	4	3	12
ø6	1/4	KQ2F04-02□1	17	7.9	7.7	10	29	12.9	13.3	5.6	4	3	21.5
	M5 x 0.8	KQ2F06-M5□1	10	9.9	9.7	12	17.6	5.7	13.3	10	10	4.1	5.5
	1/8	KQ2F06-01□1	14	9.9	9.7	12	23.6	8.5	13.3	13.1	10.4	4.5	12.2
ø6	1/4	KQ2F06-02□1	17	9.9	9.7	12	28.5	12.9	13.3	13.1	10.4	4.5	21.6
	3/8	KQ2F06-03□1	19	9.9	9.7	12	29.9	13.4	13.3	13.1	10.4	4.5	22.7

□: A (Brass), N (Brass + Electroless nickel plating)



Release button dimensions

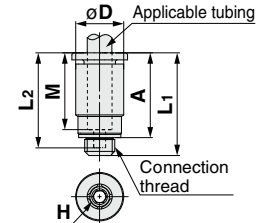


Hexagon Socket Head Male Connector: KQ2S (Gasket seal)

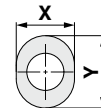


Applicable tubing O.D. [mm]	Connection thread M	Model	H (Width across flats)	øD	Release button dimensions		L1	L2	A	M	Effective area [mm ²]		Min. port size	Weight [g]
					X	Y					Nylon	Urethane		
ø3.2	M3 x 0.5	KQ2S23-M3G1	1.5	7	6.7	9.5	17.1	16.1	14.5	13.3	1.4	1.4	1.5	2.2
	M5 x 0.8	KQ2S23-M5□1	2	7	6.7	9.5	17.5	16.3	14.5	13.3	2.5	2.5	2	2.6
ø4	M3 x 0.5	KQ2S04-M3G1	1.5	8	7.7	10	17.1	16.1	14.5	13.3	1.4	1.4	1.5	2.3
	M5 x 0.8	KQ2S04-M5□1	2.5	8	7.7	10	18.6	17.8	15.6	13.3	4	4	2.5	3
ø6	M6 x 1.0	KQ2S04-M6□1	3	8	7.7	10	18.5	17.8	14.5	13.3	4	4	3.1	4.1
	M5 x 0.8	KQ2S06-M5□1	2.5	10	9.7	12	19.5	17.8	16.5	13.3	4	4	2.5	3.5
ø6	M6 x 1.0	KQ2S06-M6□1	3	10	9.7	12	19.1	18.1	15.1	13.3	4	4	3.1	5.1

□: A (Brass), N (Brass + Electroless nickel plating)



Release button dimensions



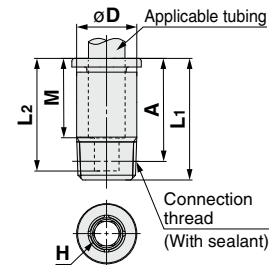
Hexagon Socket Head Male Connector: KQ2S (Sealant)



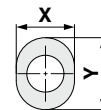
Applicable tubing O.D. [mm]	Connection thread R	Model	H (Width across flats)	øD	Release button dimensions		L1	L2	A*1	M	Effective area [mm ²]		Min. port size	Weight [g]
					X	Y					Nylon	Urethane		
ø4	1/8	KQ2S04-01□S1	3	9.8	7.7	10	19.7	18.8	16.6	13.3	4.1	3.6	3.1	8.1
ø6	1/8	KQ2S06-01□S1	4	10	9.7	12	20	18.8	16.9	13.3	10	9.9	4.1	6.5
	1/4	KQ2S06-02□S1	4	13.8	9.7	12	19.8	18.8	15.1	13.3	10.7	10	4.1	13.4

□: A (Brass), N (Brass + Electroless nickel plating)

*1 Reference dimensions after installation of R thread



Release button dimensions



Oval Type

Metric Size M, R, Rc

Sealant/Gasket Seal

Inch Size UNF, NPT

Inch Size M, R, Rc

Metric Size G

Metric Size R, Rc

Face Seal

Inch Size NPT

Inch Size R

Gasket Seal

Metric Size Uni

Inch Size Uni

KQ2 Series

Oval Type Applicable Tubing: Metric Size, Connection Thread: M, R, Rc

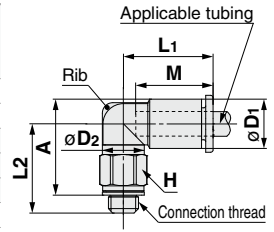
Dimensions

Male Elbow: KQ2L (Gasket seal)

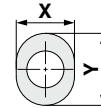


Applicable tubing O.D. [mm]	Connection thread M	Model	H (Width across flats)	øD1	Release button dimensions		øD2	L1	L2	A	M	Effective area [mm ²]		Min. port size	Weight [g]	With a rib
					X	Y						Nylon	Urethane			
ø3.2	M3 x 0.5	KQ2L23-M3G1	7	7.1	6.7	9.5	7	15.3	13.8	14.8	13.3	0.8	0.8	1.2	2.7	●
	M5 x 0.8	KQ2L23-M5□1	7	7.1	6.7	9.5	7	15.3	14.3	14.9	13.3	2.6	2.2	2.5	3.1	●
ø4	M3 x 0.5	KQ2L04-M3G1	7	8.2	7.7	10	7	15.4	14.3	15.8	13.3	0.8	0.8	1.2	2.7	●
	M5 x 0.8	KQ2L04-M5□1	7	8.2	7.7	10	7	15.4	14.8	15.9	13.3	3.5	3.5	2.5	3.1	●
ø6	M6 x 1.0	KQ2L04-M6□1	8	8.2	7.7	10	7	15.4	15.8	15.9	13.3	3.5	3.5	2.5	4.2	●
	M5 x 0.8	KQ2L06-M5□1	7	10.4	9.7	12	7	14.5	16.5	18.7	13.3	3.5	3.5	2.5	3.2	●
	M6 x 1.0	KQ2L06-M6□1	8	10.4	9.7	12	7	14.5	17.5	18.7	13.3	3.5	3.5	2.5	4.3	●

□: A (Brass), N (Brass + Electroless nickel plating)



Release button dimensions



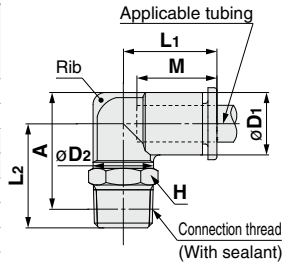
Male Elbow: KQ2L (Sealant)



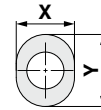
Applicable tubing O.D. [mm]	Connection thread R	Model	H (Width across flats)	øD1	Release button dimensions		øD2	L1	L2	A*1	M	Effective area [mm ²]		Min. port size	Weight [g]	With a rib
					X	Y						Nylon	Urethane			
ø3.2	1/8	KQ2L23-01□S1	10	7.1	6.7	9.5	10	14.5	16.7	17.2	13.3	3	2.5	2.5	4.6	—
	1/4	KQ2L23-02□S1	14	7.1	6.7	9.5	10	14.5	21.2	20.1	13.3	3	2.5	2.5	14.1	—
ø4	1/8	KQ2L04-01□S1	10	8.2	7.7	10	10	14.8	16.2	17.2	13.3	4.6	3.3	3	4.8	●
	1/4	KQ2L04-02□S1	14	8.2	7.7	10	10	14.8	21.7	21.1	13.3	4.6	3.3	3	14.3	●
ø6	1/8	KQ2L06-01□S1	10	10.4	9.7	12	10	15.5	17.3	19.4	13.3	11.4	9	4.5	5.2	—
	1/4	KQ2L06-02□S1	14	10.4	9.7	12	10	15.5	22.8	23.3	13.3	11.4	9	4.5	14.7	—
	3/8	KQ2L06-03□S1	17	10.4	9.7	12	10	15.5	24.1	24.2	13.3	11.4	9	4.5	26.5	—

□: A (Brass), N (Brass + Electroless nickel plating)

*1 Reference dimensions after installation of R thread



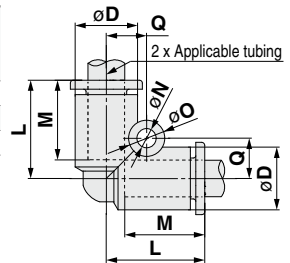
Release button dimensions



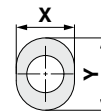
Union Elbow: KQ2L



Applicable tubing O.D. [mm]	Model	øD	Release button dimensions		L	Q	M	Mounting hole			Effective area [mm ²]		Min. port size	Weight [g]
			X	Y				øO	øN	Thickness	Nylon	Urethane		
ø3.2	KQ2L23-00A1	7.1	6.7	9.5	14.9	5.4	13.3	6	3.2	7.1	3	2.5	2.5	1.6
ø4	KQ2L04-00A1	8.2	7.7	10	15.3	5.7	13.3	6	3.2	8.2	4.2	4.2	3	1.9
ø6	KQ2L06-00A1	10.4	9.7	12	16.3	6.8	13.3	6	3.2	10.4	11.4	9	4.5	2.7



Release button dimensions



Metric Size One-touch Fittings **KQ2 Series**

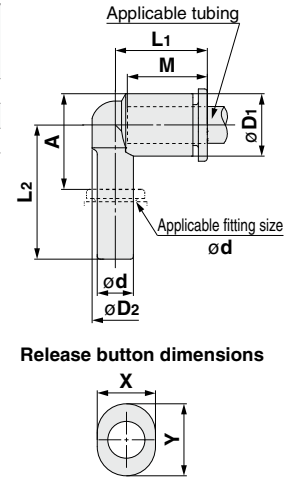
Oval Type Applicable Tubing: Metric Size, Connection Thread: M, R, Rc

Dimensions

Plug-in Elbow: KQ2L



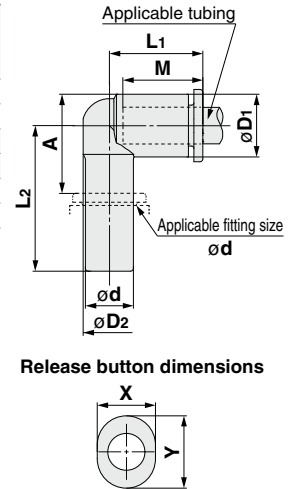
Applicable tubing O.D. [mm]	Applicable fitting size ϕd	Model	$\phi D1$	Release button dimensions		$\phi D2$	L1	L2	A	M	Effective area [mm ²]		Min. port size	Weight [g]
				X	Y						Nylon	Urethane		
$\phi 3.2$	$\phi 3.2$	KQ2L23-99A1	7.1	6.7	9.5	6.4	14.4	20.9	11.1	13.3	3	2.5	2.2	0.9
$\phi 4$	$\phi 4$	KQ2L04-99A1	8.2	7.7	10	7.2	14.5	21.1	11.9	13.3	4.2	4.2	2.5	1.2
$\phi 6$	$\phi 6$	KQ2L06-99A1	10.4	9.7	12	8	15.3	22.3	14.2	13.3	9	9	4	1.8



Reducer Elbow: KQ2L



Applicable tubing O.D. [mm]	Applicable fitting size ϕd	Model	$\phi D1$	Release button dimensions		$\phi D2$	L1	L2	A	M	Effective area [mm ²]		Min. port size	Weight [g]
				X	Y						Nylon	Urethane		
$\phi 3.2$	$\phi 4$	KQ2L23-04A1	7.1	6.7	9.5	6.4	14.5	23.9	14.1	13.3	3	2.5	2.5	1.1
	$\phi 6$	KQ2L23-06A1	7.1	6.7	9.5	6.4	14.5	24.1	14.3	13.3	3	2.5	2.5	1.3
$\phi 4$	$\phi 6$	KQ2L04-06A1	8.2	7.7	10	7.2	14.8	24.6	15.4	13.3	4.2	4.2	3	1.5
	$\phi 8$	KQ2L04-08A1	8.2	7.7	10	7.2	14.8	29.5	19.4	13.3	4.2	4.2	3	1.8
$\phi 6$	$\phi 8$	KQ2L06-08A1	10.4	9.7	12	9	15.5	24.2	15.2	13.3	11.4	9	4.5	2.1
	$\phi 10$	KQ2L06-10A1	10.4	9.7	12	9	15.5	31.6	21.2	13.3	11.4	9	4.5	2.7



Oval Type

Metric Size M, R, Rc

Sealant/Gasket Seal
Inch Size UNF, NPT

Inch Size M, R, Rc

Metric Size G

Metric Size R, Rc

Face Seal
Inch Size NPT

Inch Size R

Metric Size Uni

Gasket Seal
Inch Size Uni

KQ2 Series

Oval Type Applicable Tubing: Metric Size, Connection Thread: M, R, Rc

Dimensions

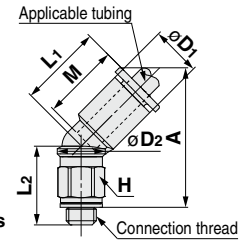
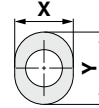
45° Male Elbow: KQ2K (Gasket seal)



Applicable tubing O.D. [mm]	Connection thread M	Model	H (Width across flats)	øD1	Release button dimensions		øD2	L1	L2	A	M	Effective area [mm ²]		Min. port size	Weight [g]
					X	Y						Nylon	Urethane		
ø4	M5 x 0.8	KQ2K04-M5□1	7	8.2	7.7	10	8	14.4	13.1	22.8	13.3	3.4	3.4	2.5	3
	M6 x 1.0	KQ2K04-M6□1	8	8.2	7.7	10	8	14.4	14.1	22.8	13.3	3.4	3.4	2.5	4.1
ø6	M5 x 0.8	KQ2K06-M5□1	7	10.4	9.7	12	8	14.4	17	27.4	13.3	3.4	3.4	2.5	3.5
	M6 x 1.0	KQ2K06-M6□1	8	10.4	9.7	12	8	14.4	18	27.4	13.3	3.4	3.4	2.5	4.5

□: A (Brass), N (Brass + Electroless nickel plating)

Release button dimensions



45° Male Elbow: KQ2K (Sealant)

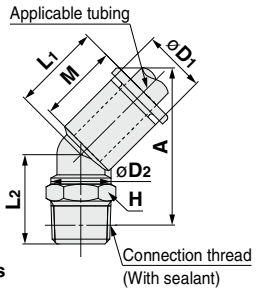
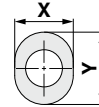


Applicable tubing O.D. [mm]	Connection thread R	Model	H (Width across flats)	øD1	Release button dimensions		øD2	L1	L2	A*1	M	Effective area [mm ²]		Min. port size	Weight [g]
					X	Y						Nylon	Urethane		
ø4	1/8	KQ2K04-01□S1	10	8.2	7.7	10	10	14.4	12.7	22.3	13.3	4.8	3.4	3	4.6
	1/4	KQ2K04-02□S1	14	8.2	7.7	10	10	14.4	17.2	25.2	13.3	4.8	3.4	3	14.1
ø6	1/8	KQ2K06-01□S1	10	10.4	9.7	12	10	14.7	14.8	25.3	13.3	8.7	6.9	4.5	5
	1/4	KQ2K06-02□S1	14	10.4	9.7	12	10	14.7	19.3	28.2	13.3	8.7	6.9	4.5	14.5
	3/8	KQ2K06-03□S1	17	10.4	9.7	12	10	14.7	20.6	29.1	13.3	8.7	6.9	4.5	26.2

□: A (Brass), N (Brass + Electroless nickel plating)

*1 Reference dimensions after installation of R thread

Release button dimensions



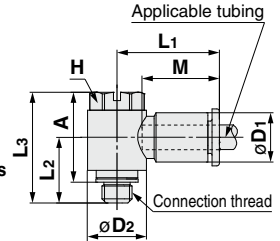
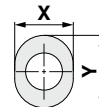
Universal Male Elbow: KQ2V (Gasket seal)



Applicable tubing O.D. [mm]	Connection thread M	Model	H (Width across flats)	øD1	Release button dimensions		øD2	L1	L2	L3	A	M	Effective area [mm ²]		Min. port size	Weight [g]
					X	Y							Nylon	Urethane		
ø4	M5 x 0.8	KQ2V04-M5□1	8	8.2	7.7	10	9.8	17.5	10.9	18.4	14.9	13.3	2.9	2.9	2.5	5.4
ø6	M5 x 0.8	KQ2V06-M5□1	8	10.4	9.7	12	9.8	18.3	10.9	18.4	14.9	13.3	3.8	3.8	2.5	5.7

□: A (Brass), N (Brass + Electroless nickel plating)

Release button dimensions



Universal Male Elbow: KQ2V (Sealant)

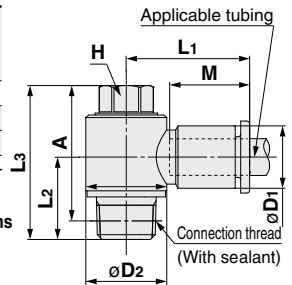
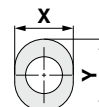


Applicable tubing O.D. [mm]	Connection thread R	Model	H (Width across flats)	øD1	Release button dimensions		øD2	L1	L2	L3	A*1	M	Effective area [mm ²]		Min. port size	Weight [g]
					X	Y							Nylon	Urethane		
ø4	1/8	KQ2V04-01□S1	8	8.2	7.7	10	13.4	19.3	13.7	25.6	22.5	13.3	2.9	2.9	3	13.2
ø6	1/8	KQ2V06-01□S1	8	10.4	9.7	12	13.4	20.5	13.7	25.6	22.5	13.3	7.5	5.9	4.5	13.5
	1/4	KQ2V06-02□S1	10	10.4	9.7	12	15.3	19.9	17.9	30.5	25.8	13.3	7.5	5.9	4.5	24.9

□: A (Brass), N (Brass + Electroless nickel plating)

*1 Reference dimensions after installation of R thread

Release button dimensions



Metric Size One-touch Fittings **KQ2 Series**

Oval Type Applicable Tubing: Metric Size, Connection Thread: M, R, Rc

Dimensions

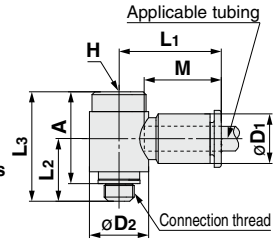
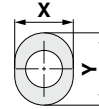
Hexagon Socket Head Universal Male Elbow: KQ2VS (Gasket seal)



Applicable tubing O.D. [mm]	Connection thread M	Model	H (Width across flats)	øD1	Release button dimensions		øD2	L1	L2	L3	A	M	Effective area [mm ²]		Min. port size	Weight [g]
					X	Y							Nylon	Urethane		
ø4	M5 x 0.8	KQ2VS04-M5□1	4	8.2	7.7	10	9.8	17.5	10.4	18.2	15.2	13.3	2.9	2.9	2.5	5.3
ø6	M5 x 0.8	KQ2VS06-M5□1	4	10.4	9.7	12	9.8	18.3	10.4	18.2	15.2	13.3	3.8	3.8	2.5	5.6

□: A (Brass), N (Brass + Electroless nickel plating)

Release button dimensions



Hexagon Socket Head Universal Male Elbow: KQ2VS (Sealant)

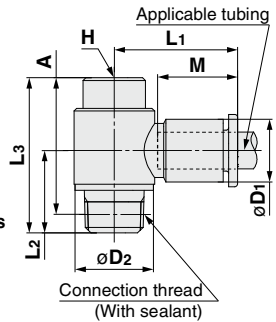
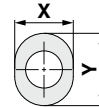


Applicable tubing O.D. [mm]	Connection thread R	Model	H (Width across flats)	øD1	Release button dimensions		øD2	L1	L2	L3	A*1	M	Effective area [mm ²]		Min. port size	Weight [g]
					X	Y							Nylon	Urethane		
ø4	1/8	KQ2VS04-01□S1	6	8.2	7.7	10	13.4	19.3	13.7	25.8	22.7	13.3	2.9	2.9	3	13.2
ø6	1/8	KQ2VS06-01□S1	6	10.4	9.7	12	13.4	20.5	13.7	25.8	22.7	13.3	7.5	5.9	4.5	13.5
	1/4	KQ2VS06-02□S1	6	10.4	9.7	12	15.3	19.9	17.9	26.5	21.8	13.3	7.5	5.9	4.5	20.8

□: A (Brass), N (Brass + Electroless nickel plating)

*1 Reference dimensions after installation of R thread

Release button dimensions



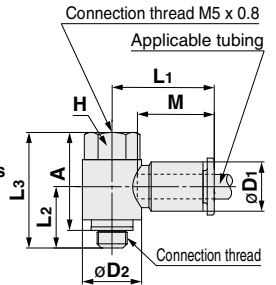
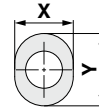
Universal Female Elbow: KQ2VF (Gasket seal)



Applicable tubing O.D. [mm]	Connection thread M	Model	H (Width across flats)	øD1	Release button dimensions		øD2	L1	L2	L3	A	M	Effective area [mm ²]		Min. port size	Weight [g]
					X	Y							Nylon	Urethane		
ø4	M5 x 0.8	KQ2VF04-M5□1	8	8.2	7.7	10	9.8	17.5	10.2	19.2	16.2	13.3	2.9	2.9	2.5	5.5
ø6	M5 x 0.8	KQ2VF06-M5□1	8	10.4	9.7	12	9.8	18.3	10.2	19.2	16.2	13.3	3.8	3.8	2.5	5.8

□: A (Brass), N (Brass + Electroless nickel plating)

Release button dimensions



Universal Female Elbow: KQ2VF (Sealant)

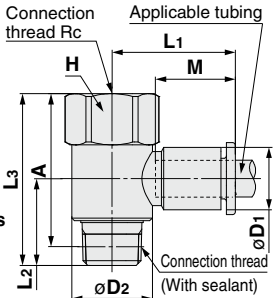
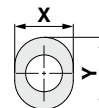


Applicable tubing O.D. [mm]	Connection thread Rc, R	Model	H (Width across flats)	øD1	Release button dimensions		øD2	L1	L2	L3	A*1	M	Effective area [mm ²]		Min. port size	Weight [g]
					X	Y							Nylon	Urethane		
ø4	1/8	KQ2VF04-01□S1	14	8.2	7.7	10	13.4	19.3	14.4	28.5	25.4	13.3	2.9	2.9	3	17.3
ø6	1/8	KQ2VF06-01□S1	14	10.4	9.7	12	13.4	20.5	14.4	28.5	25.4	13.3	7.5	5.9	4.5	17.6
	1/4	KQ2VF06-02□S1	17	10.4	9.7	12	17.6	21.2	19.4	37.9	33.2	13.3	7.5	5.9	4.5	37

□: A (Brass), N (Brass + Electroless nickel plating)

*1 Reference dimensions after installation of R thread

Release button dimensions



Oval Type

Metric Size M, R, Rc

Sealant/Gasket Seal

Inch Size UNF, NPT

Inch Size M, R, Rc

Metric Size G

Face Seal

Metric Size R, Rc

Inch Size NPT

Inch Size R

Gasket Seal

Metric Size Uni

Inch Size Uni

KQ2 Series

Oval Type Applicable Tubing: Metric Size, Connection Thread: M, R, Rc

Dimensions

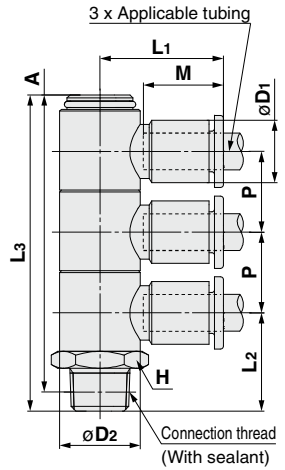
Triple Universal Male Elbow: KQ2VT (Sealant)



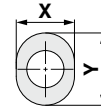
Applicable tubing O.D. [mm]	Connection thread R	Model	H (Width across flats)	øD1	Release button dimensions		øD2	L1	L2	L3	A*1	M	P	Effective area [mm ²]		Min. port size	Weight [g]
					X	Y								Nylon	Urethane		
ø4	1/8	KQ2VT04-01□S1	14	8.2	7.7	10	13.4	19.3	16.3	52.5	49.4	13.3	13.4	2.9	2.9	3	25.3
	1/4	KQ2VT04-02□S1	14	8.2	7.7	10	13.4	19.3	20.7	56.9	52.2	13.3	13.4	2.9	2.9	3	32.9
	3/8	KQ2VT04-03□S1	17	8.2	7.7	10	13.4	19.3	22.1	58.3	53.2	13.3	13.4	2.9	2.9	3	44.8
ø6	1/8	KQ2VT06-01□S1	14	10.4	9.7	12	13.4	20.5	16.3	52.5	49.4	13.3	13.4	7.5	5.9	4.5	26.2
	1/4	KQ2VT06-02□S1	14	10.4	9.7	12	13.4	20.5	20.7	56.9	52.2	13.3	13.4	7.5	5.9	4.5	33.9
	3/8	KQ2VT06-03□S1	17	10.4	9.7	12	13.4	20.5	22.1	58.3	53.2	13.3	13.4	7.5	5.9	4.5	45.8

□: A (Brass), N (Brass + Electroless nickel plating)

*1 Reference dimensions after installation of R thread



Release button dimensions



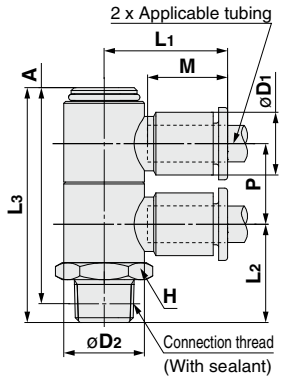
Double Universal Male Elbow: KQ2VD (Sealant)



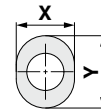
Applicable tubing O.D. [mm]	Connection thread R	Model	H (Width across flats)	øD1	Release button dimensions		øD2	L1	L2	L3	A*1	M	P	Effective area [mm ²]		Min. port size	Weight [g]
					X	Y								Nylon	Urethane		
ø4	1/8	KQ2VD04-01□S1	14	8.2	7.7	10	13.4	19.3	16.3	39	35.9	13.3	13.4	2.9	2.9	3	19.7
	1/4	KQ2VD04-02□S1	14	8.2	7.7	10	13.4	19.3	20.7	43.4	38.7	13.3	13.4	2.9	2.9	3	27.4
	3/8	KQ2VD04-03□S1	17	8.2	7.7	10	13.4	19.3	22.1	44.8	39.7	13.3	13.4	2.9	2.9	3	39.3
ø6	1/8	KQ2VD06-01□S1	14	10.4	9.7	12	13.4	20.5	16.3	39	35.9	13.3	13.4	7.5	5.9	4.5	20.3
	1/4	KQ2VD06-02□S1	14	10.4	9.7	12	13.4	20.5	20.7	43.4	38.7	13.3	13.4	7.5	5.9	4.5	28
	3/8	KQ2VD06-03□S1	17	10.4	9.7	12	13.4	20.5	22.1	44.8	39.7	13.3	13.4	7.5	5.9	4.5	39.9

□: A (Brass), N (Brass + Electroless nickel plating)

*1 Reference dimensions after installation of R thread



Release button dimensions



Metric Size One-touch Fittings **KQ2 Series**

Oval Type Applicable Tubing: Metric Size, Connection Thread: M, R, Rc

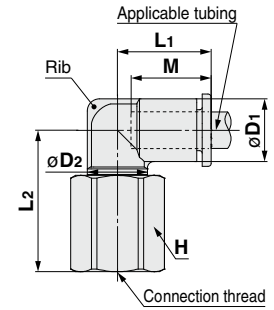
Dimensions

Female Elbow: KQ2LF

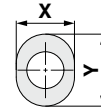


Applicable tubing O.D. [mm]	Connection thread M, Rc	Model	H (Width across flats)	øD1	Release button dimensions		øD2	L1	L2	M	Effective area [mm ²]		Min. port size	Weight [g]	With a rib
					X	Y					Nylon	Urethane			
ø4	M5 x 0.8	KQ2LF04-M5□1	8	8.2	7.7	10	7	15.4	15.3	13.3	3.5	3.5	2.5	4.7	●
	M6 x 1.0	KQ2LF04-M6□1	8	8.2	7.7	10	7	15.4	16.1	13.3	3.5	3.5	2.5	4.6	●
	1/8	KQ2LF04-01□1	14	8.2	7.7	10	10	14.8	22.4	13.3	4.2	4.2	3	17.6	—
	1/4	KQ2LF04-02□1	17	8.2	7.7	10	10	14.8	26.9	13.3	4.2	4.2	3	29.6	—
ø6	M5 x 0.8	KQ2LF06-M5□1	8	10.4	9.7	12	7	14.5	17	13.3	3.5	3.5	2.5	4.8	●
	M6 x 1.0	KQ2LF06-M6□1	8	10.4	9.7	12	7	14.5	17.8	13.3	3.5	3.5	2.5	4.7	●
	1/8	KQ2LF06-01□1	14	10.4	9.7	12	10	15.5	23.5	13.3	11.4	9	4.5	18	—
	1/4	KQ2LF06-02□1	17	10.4	9.7	12	10	15.5	28	13.3	11.4	9	4.5	30.1	—
	3/8	KQ2LF06-03□1	19	10.4	9.7	12	10	15.5	28.5	13.3	11.4	9	4.5	34	—

□: A (Brass), N (Brass + Electroless nickel plating)



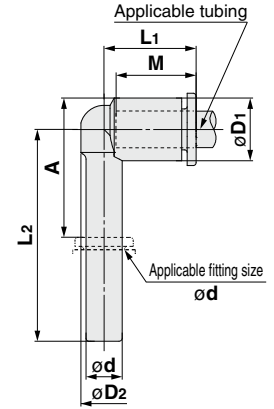
Release button dimensions



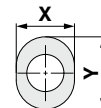
Extended Plug-in Elbow: KQ2W



Applicable tubing O.D. [mm]	Applicable fitting size ød	Model	øD1	Release button dimensions		øD2	L1	L2	A	M	Effective area [mm ²]		Min. port size	Weight [g]
				X	Y						Nylon	Urethane		
ø3.2	ø3.2	KQ2W23-99A1	7.1	6.7	9.5	6.4	14.4	30.5	20.8	13.3	3	2.5	2.5	1
ø4	ø4	KQ2W04-99A1	8.2	7.7	10	7.2	14.5	31.8	22.6	13.3	4.2	4.2	3	1.3
ø6	ø6	KQ2W06-99A1	10.4	9.7	12	8	15.3	35.2	27.1	13.3	9	9	4	2



Release button dimensions



Oval Type

Metric Size M, R, Rc

Sealant/Gasket Seal
Inch Size UNF, NPT

Inch Size M, R, Rc

Metric Size G

Face Seal
Metric Size R, Rc

Inch Size NPT

Inch Size R

Metric Size Uni

Gasket Seal
Inch Size Uni

KQ2 Series

Oval Type Applicable Tubing: Metric Size, Connection Thread: M, R, Rc

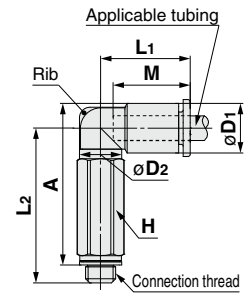
Dimensions

Extended Male Elbow: KQ2W (Gasket seal)

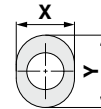


Applicable tubing O.D. [mm]	Connection thread M	Model	H (Width across flats)	øD1	Release button dimensions		øD2	L1	L2	A	M	Effective area [mm ²]		Min. port size	Weight [g]	With a rib
					X	Y						Nylon	Urethane			
ø3.2	M3 x 0.5	KQ2W23-M3G1	7	7.1	6.7	9.5	7	15.3	22.5	23.4	13.3	0.8	0.8	1.2	4.8	●
	M5 x 0.8	KQ2W23-M5□1	7	7.1	6.7	9.5	7	15.3	25.2	25.7	13.3	2.8	2.4	2.5	5.8	●
ø4	M3 x 0.5	KQ2W04-M3G1	7	8.2	7.7	10	7	15.4	23	24.5	13.3	0.8	0.8	1.2	4.9	●
	M5 x 0.8	KQ2W04-M5□1	7	8.2	7.7	10	7	15.4	25.7	26.8	13.3	3	3	2.5	5.8	●
ø6	M5 x 0.8	KQ2W06-M5□1	7	10.4	9.7	12	7	14.5	27.4	29.6	13.3	3	3	2.5	5.9	●

□: A (Brass), N (Brass + Electroless nickel plating)



Release button dimensions



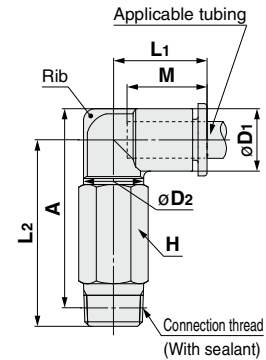
Extended Male Elbow: KQ2W (Sealant)



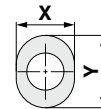
Applicable tubing O.D. [mm]	Connection thread R	Model	H (Width across flats)	øD1	Release button dimensions		øD2	L1	L2	A*1	M	Effective area [mm ²]		Min. port size	Weight [g]	With a rib
					X	Y						Nylon	Urethane			
ø3.2	1/8	KQ2W23-01□S1	10	7.1	6.7	9.5	10	14.5	30.3	30.8	13.3	2.8	2.4	2.5	10.8	—
	1/4	KQ2W23-02□S1	14	7.1	6.7	9.5	10	14.5	32.8	31.7	13.3	2.8	2.4	2.5	27.3	—
ø4	1/8	KQ2W04-01□S1	10	8.2	7.7	10	10	14.8	29.9	30.9	13.3	4	4	3	11	●
	1/4	KQ2W04-02□S1	14	8.2	7.7	10	10	14.8	33.3	32.7	13.3	4	4	3	27.5	●
ø6	1/8	KQ2W06-01□S1	10	10.4	9.7	12	10	15.5	31	33.1	13.3	10.9	8.6	4.5	11.4	—
	1/4	KQ2W06-02□S1	14	10.4	9.7	12	10	15.5	34.4	34.9	13.3	10.9	8.6	4.5	28	—
	3/8	KQ2W06-03□S1	17	10.4	9.7	12	10	15.5	35.7	35.8	13.3	10.9	8.6	4.5	47.4	—

□: A (Brass), N (Brass + Electroless nickel plating)

*1 Reference dimensions after installation of R thread



Release button dimensions



Metric Size One-touch Fittings **KQ2 Series**

Oval Type Applicable Tubing: Metric Size, Connection Thread: M, R, Rc

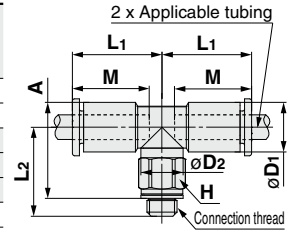
Dimensions

Male Branch Tee: KQ2T (Gasket seal)

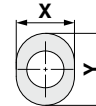


Applicable tubing O.D. [mm]	Connection thread M	Model	H (Width across flats)	øD1	Release button dimensions		øD2	L1	L2	A	M	Effective area (mm ²)		Min. port size	Weight [g]
					X	Y						Nylon	Urethane		
ø3.2	M3 x 0.5	KQ2T23-M3G1	7	7.1	6.7	9.5	7	15.3	13.8	14.7	13.3	0.9	0.9	1.2	3.1
	M5 x 0.8	KQ2T23-M5□1	7	7.1	6.7	9.5	7	15.3	14.3	14.8	13.3	3.2	2.7	2.5	3.5
ø4	M3 x 0.5	KQ2T04-M3G1	7	8.2	7.7	10	7	15.4	14.3	15.8	13.3	0.9	0.9	1.2	3.4
	M5 x 0.8	KQ2T04-M5□1	7	8.2	7.7	10	7	15.4	14.8	15.9	13.3	4.5	4.5	2.5	3.9
ø6	M6 x 1.0	KQ2T04-M6□1	8	8.2	7.7	10	7	15.4	15.8	15.9	13.3	4.5	4.5	2.5	4.9
	M5 x 0.8	KQ2T06-M5□1	7	10.4	9.7	12	7	14.5	16.5	18.7	13.3	4.5	4.5	2.5	4.4
	M6 x 1.0	KQ2T06-M6□1	8	10.4	9.7	12	7	14.5	17.5	18.7	13.3	4.5	4.5	2.5	5.4

□: A (Brass), N (Brass + Electroless nickel plating)



Release button dimensions



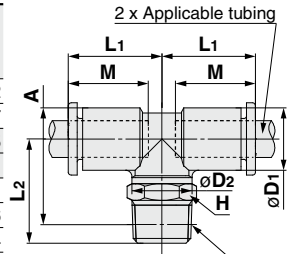
Male Branch Tee: KQ2T (Sealant)



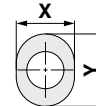
Applicable tubing O.D. [mm]	Connection thread R	Model	H (Width across flats)	øD1	Release button dimensions		øD2	L1	L2	A*1	M	Effective area (mm ²)		Min. port size	Weight [g]
					X	Y						Nylon	Urethane		
ø3.2	1/8	KQ2T23-01□S1	10	7.1	6.7	9.5	10	14.5	16.6	17.1	13.3	3.4	2.9	2.5	5.2
	1/4	KQ2T23-02□S1	14	7.1	6.7	9.5	10	14.5	21.1	20	13.3	3.4	2.9	2.5	14.7
ø4	1/8	KQ2T04-01□S1	10	8.2	7.7	10	10	14.8	16.2	17.2	13.3	6	4.1	3	5.5
	1/4	KQ2T04-02□S1	14	8.2	7.7	10	10	14.8	21.7	21.1	13.3	6	4.1	3	15
ø6	1/8	KQ2T06-01□S1	10	10.4	9.7	12	10	15.5	17.3	19.4	13.3	13.9	11	4.5	6.1
	1/4	KQ2T06-02□S1	14	10.4	9.7	12	10	15.5	22.8	23.3	13.3	13.9	11	4.5	15.6
	3/8	KQ2T06-03□S1	17	10.4	9.7	12	10	15.5	24.1	24.2	13.3	13.9	11	4.5	27.4

□: A (Brass), N (Brass + Electroless nickel plating)

*1 Reference dimensions after installation of R thread



Release button dimensions



Oval Type

Metric Size M, R, Rc

Sealant/Gasket Seal

Inch Size UNF, NPT

Inch Size M, R, Rc

Metric Size G

Metric Size R, Rc

Face Seal

Inch Size NPT

Inch Size R

Metric Size Uni

Gasket Seal

Inch Size Uni

KQ2 Series

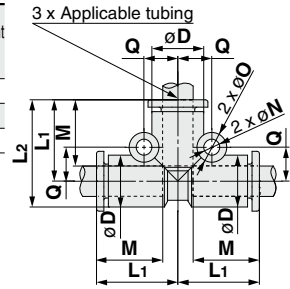
Oval Type Applicable Tubing: Metric Size, Connection Thread: M, R, Rc

Dimensions

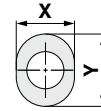
Union Tee: KQ2T



Applicable tubing O.D. [mm]	Model	Release button dimensions			L1	L2	M	Q	Mounting hole			Effective area [mm ²]		Min. port size	Weight [g]
		∅D	X	Y					∅O	∅N	Thickness	Nylon	Urethane		
∅3.2	KQ2T23-00A1	7.1	6.7	9.5	14.9	18.5	13.3	5.4	6	3.2	7.1	3.4	2.9	2.5	2.3
∅4	KQ2T04-00A1	8.2	7.7	10	15.3	19.4	13.3	5.7	6	3.2	8.2	6.4	4.4	3	2.8
∅6	KQ2T06-00A1	10.4	9.7	12	16.3	21.5	13.3	6.8	6	3.2	10.4	13.4	10.6	4.5	3.8



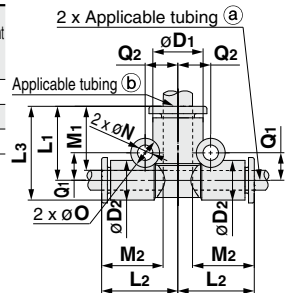
Release button dimensions



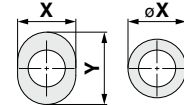
Different Diameter Tee: KQ2T



Applicable tubing O.D. [mm]		Model	Release button dimensions (a)		Release button dimensions (b)		L1	L2	L3	M1	M2	Q1	Q2	Mounting hole			Effective area [mm ²]		Min. port size	Weight [g]		
(a)	(b)		∅D1	∅X (X)	Y	∅D2								∅X (X)	Y	∅O	∅N	Thickness			Nylon	Urethane
∅3.2	∅4	KQ2T23-04A1	8.2	6.7	9.5	7.1	7.7	10	14.9	15.3	18.5	13.3	13.3	5.4	5.8	6	3.2	8.2	3.8	3.5	2.5	2.6
∅4	∅6	KQ2T04-06A1	10.4	7.7	10	8.2	9.7	12	15.3	16.3	19.4	13.3	13.3	5.7	6.8	6	3.2	10.4	7.1	6.6	3	3.3
∅6	∅8	KQ2T06-08A1	13.2	9.7	12	10.4	13	—	17.2	17.3	22.4	14.2	13.3	7.3	8.4	8	4.2	13.2	16.4	16.4	4.5	5.3



Release button dimensions

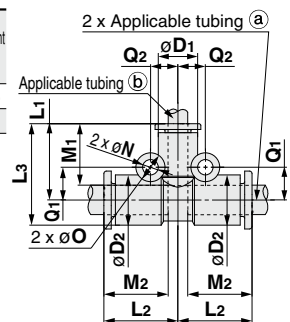


Applicable tubing O.D.:
∅3.2, ∅4, ∅6

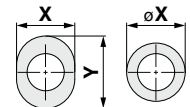
Different Diameter Tee: KQ2T



Applicable tubing O.D. [mm]		Model	Release button dimensions (a)		Release button dimensions (b)		L1	L2	L3	M1	M2	Q1	Q2	Mounting hole			Effective area [mm ²]		Min. port size	Weight [g]		
(a)	(b)		∅D1	∅X (X)	Y	∅D2								∅X (X)	Y	∅O	∅N	Thickness			Nylon	Urethane
∅6	∅4	KQ2T06-04A1	8.2	9.7	12	10.4	7.7	10	16.3	15.3	21.5	13.3	13.3	6.8	5.7	6	3.2	10.4	6.4	4.4	3	3.5
∅8	∅6	KQ2T08-06A1	10.4	13	—	13.2	9.7	12	17.3	17.2	23.9	13.3	14.2	8.4	7.3	8	4.2	13.2	13.4	10.6	4.5	6



Release button dimensions



Applicable tubing O.D.:
∅4, ∅6

Metric Size One-touch Fittings **KQ2 Series**

Oval Type

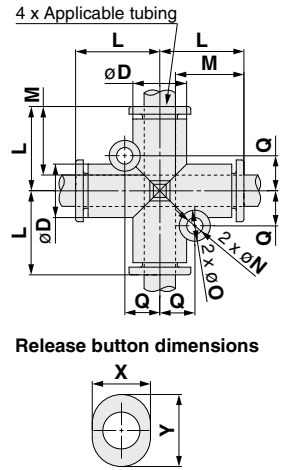
Applicable Tubing: Metric Size, Connection Thread: M, R, Rc

Dimensions

Cross: KQ2TW



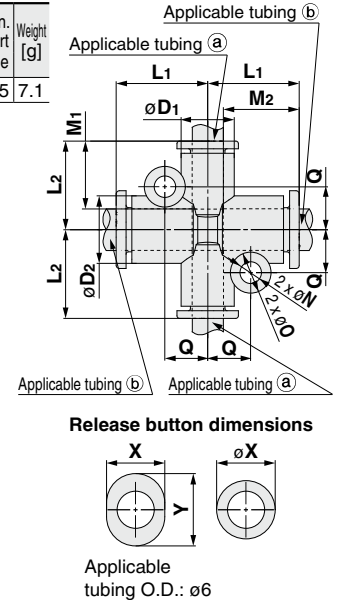
Applicable tubing O.D. [mm]	Model	øD	Release button dimensions		L	Q	M	Mounting hole			Effective area [mm ²]		Min. port size	Weight [g]
			X	Y				øO	øN	Thickness	Nylon	Urethane		
ø4	KQ2TW04-00A1	8.2	7.7	10	15.3	5.7	13.3	6	3.2	8.2	6.4	4.4	3	3.5
ø6	KQ2TW06-00A1	10.4	9.7	12	16.3	6.8	13.3	6	3.2	10.4	13.4	10.6	4.5	4.9



Different Diameter Cross: KQ2TX



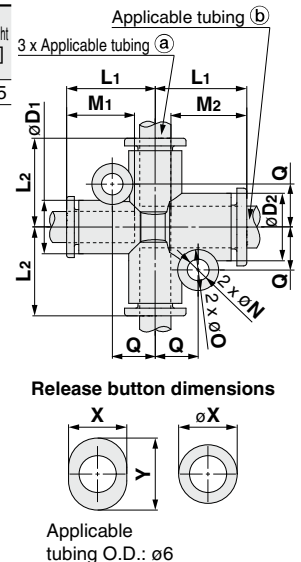
Applicable tubing O.D. [mm]		Model	øD1	Release button dimensions (a)		Release button dimensions (b)		L1	L2	Q	M1	M2	Mounting hole			Effective area [mm ²]		Min. port size	Weight [g]	
(a)	(b)			X	Y	øX (X)	Y						øO	øN	Thickness	Nylon	Urethane			
ø6	ø8	KQ2TX06-08A1	10.4	9.7	12	13.2	13	—	17.2	17.3	8.4	13.3	14.2	8	4.2	13.2	13.4	10.6	4.5	7.1



Different Diameter Cross: KQ2TY



Applicable tubing O.D. [mm]		Model	øD1	Release button dimensions (a)		Release button dimensions (b)		L1	L2	Q	M1	M2	Mounting hole			Effective area [mm ²]		Min. port size	Weight [g]	
(a)	(b)			X	Y	øX (X)	Y						øO	øN	Thickness	Nylon	Urethane			
ø6	ø8	KQ2TY06-08A1	10.4	9.7	12	13.2	13	—	17.3	17.2	8.4	13.3	14.2	8	4.2	13.2	13.4	10.6	4.5	6.5



Oval Type

Metric Size M, R, Rc

Sealant/Gasket Seal

Inch Size UNF, NPT

Inch Size M, R, Rc

Metric Size G

Face Seal

Metric Size R, Rc

Inch Size NPT

Inch Size R

Gasket Seal

Metric Size Uni

Inch Size Uni

KQ2 Series

Oval Type Applicable Tubing: Metric Size, Connection Thread: M, R, Rc

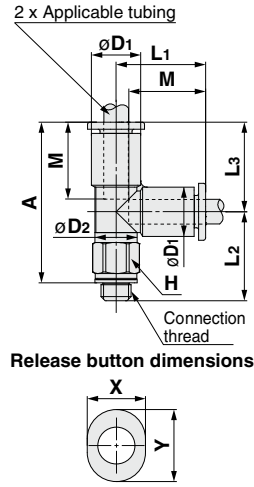
Dimensions

Male Run Tee: KQ2Y (Gasket seal)



Applicable tubing O.D. [mm]	Connection thread M	Model	H (Width across flats)	øD1	Release button dimensions		øD2	L1	L2	L3	A	M	Effective area [mm ²]		Min. port size	Weight [g]
					X	Y							Nylon	Urethane		
ø3.2	M3 x 0.5	KQ2Y23-M3G1	7	7.1	6.7	9.5	7	15.3	13.8	15.3	26.5	13.3	0.9	0.9	1.2	3.1
	M5 x 0.8	KQ2Y23-M5□1	7	7.1	6.7	9.5	7	15.3	14.3	15.3	26.6	13.3	3.2	2.7	2.5	3.5
ø4	M3 x 0.5	KQ2Y04-M3G1	7	8.2	7.7	10	7	15.4	14.3	15.4	27.1	13.3	0.9	0.9	1.2	3.4
	M5 x 0.8	KQ2Y04-M5□1	7	8.2	7.7	10	7	15.4	14.8	15.4	27.2	13.3	4.5	4.5	2.5	3.9
ø6	M6 x 1.0	KQ2Y04-M6□1	8	8.2	7.7	10	7	15.4	15.8	15.4	27.2	13.3	4.5	4.5	2.5	4.9
	M5 x 0.8	KQ2Y06-M5□1	7	10.4	9.7	12	7	16.3	16.5	16.3	29.8	13.3	4.5	4.5	2.5	4.6
	M6 x 1.0	KQ2Y06-M6□1	8	10.4	9.7	12	7	16.3	17.5	16.3	29.8	13.3	4.5	4.5	2.5	5.7

□: A (Brass), N (Brass + Electroless nickel plating)



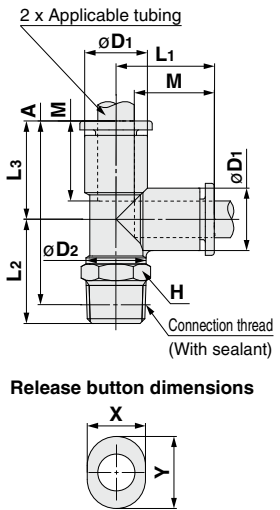
Male Run Tee: KQ2Y (Sealant)



Applicable tubing O.D. [mm]	Connection thread R	Model	H (Width across flats)	øD1	Release button dimensions		øD2	L1	L2	L3	A*1	M	Effective area [mm ²]		Min. port size	Weight [g]
					X	Y							Nylon	Urethane		
ø3.2	1/8	KQ2Y23-01□S1	10	7.1	6.7	9.5	10	14.9	16.6	14.9	28.5	13.3	3.4	2.9	2.5	5.3
	1/4	KQ2Y23-02□S1	14	7.1	6.7	9.5	10	14.9	21.1	14.9	31.4	13.3	3.4	2.9	2.5	14.7
ø4	1/8	KQ2Y04-01□S1	10	8.2	7.7	10	10	15.3	16.2	15.3	28.4	13.3	6.4	4.4	3	5.6
	1/4	KQ2Y04-02□S1	14	8.2	7.7	10	10	15.3	21.7	15.3	32.3	13.3	6.4	4.4	3	15
ø6	1/8	KQ2Y06-01□S1	10	10.4	9.7	12	10	16.3	17.3	16.3	30.5	13.3	13.4	10.6	4.5	6.2
	1/4	KQ2Y06-02□S1	14	10.4	9.7	12	10	16.3	22.8	16.3	34.4	13.3	13.4	10.6	4.5	15.8
	3/8	KQ2Y06-03□S1	17	10.4	9.7	12	10	16.3	24.1	16.3	35.3	13.3	13.4	10.6	4.5	27.5

□: A (Brass), N (Brass + Electroless nickel plating)

*1 Reference dimensions after installation of R thread



Metric Size One-touch Fittings **KQ2 Series**

Oval Type Applicable Tubing: Metric Size, Connection Thread: M, R, Rc

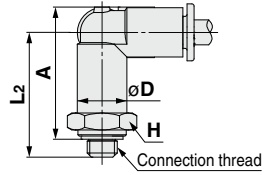
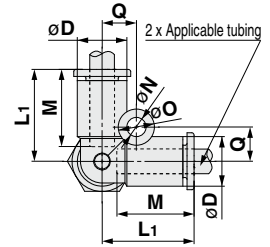
Dimensions

Male Delta Union: KQ2D (Gasket seal)

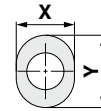


Applicable tubing O.D. (mm)	Connection thread M	Model	H (Width across flats)	øD	Release button dimensions			L1	L2	A	M	Q	Mounting hole			Effective area (mm ²)		Min. port size	Weight [g]
					X	Y	øO						øN	Thickness	Nylon	Urethane			
ø4	M5 x 0.8	KQ2D04-M5□1	10	8.2	7.7	10	15.8	20.7	21.8	13.3	5.7	6	3.2	8.2	2.2	2.2	1.8	6.6	
	M6 x 1.0	KQ2D04-M6□1	10	8.2	7.7	10	15.8	21.7	21.8	13.3	5.7	6	3.2	8.2	4.3	4.3	3	6.4	
ø6	M5 x 0.8	KQ2D06-M5□1	12	10.4	9.7	12	16.8	21.7	23.9	13.3	6.7	6	3.2	10.4	4.3	4.3	1.8	9.8	
	M6 x 1.0	KQ2D06-M6□1	12	10.4	9.7	12	16.8	22.7	23.9	13.3	6.7	6	3.2	10.4	4.3	4.3	3	9.7	

□: A (Brass), N (Brass + Electroless nickel plating)



Release button dimensions



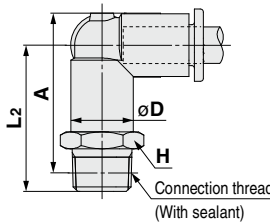
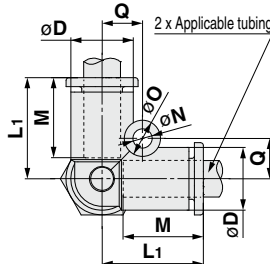
Male Delta Union: KQ2D (Sealant)



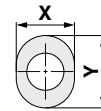
Applicable tubing O.D. (mm)	Connection thread R	Model	H (Width across flats)	øD	Release button dimensions			L1	L2	A*1	M	Q	Mounting hole			Effective area (mm ²)		Min. port size	Weight [g]
					X	Y	øO						øN	Thickness	Nylon	Urethane			
ø4	1/8	KQ2D04-01□S1	10	8.2	7.7	10	15.8	23.3	24.3	13.3	5.7	6	3.2	8.2	6	6	3.6	9.2	
	1/4	KQ2D04-02□S1	14	8.2	7.7	10	15.8	27.7	27.1	13.3	5.7	6	3.2	8.2	6	6	3.6	19	
ø6	1/8	KQ2D06-01□S1	12	10.4	9.7	12	16.8	24.3	26.4	13.3	6.7	6	3.2	10.4	13.9	11	5.4	10.2	
	1/4	KQ2D06-02□S1	14	10.4	9.7	12	16.8	28.7	29.2	13.3	6.7	6	3.2	10.4	13.9	11	5.4	19.1	
	3/8	KQ2D06-03□S1	17	10.4	9.7	12	16.8	30.1	30.2	13.3	6.7	6	3.2	10.4	13.9	11	5.4	31	

□: A (Brass), N (Brass + Electroless nickel plating)

*1 Reference dimensions after installation of R thread



Release button dimensions



Oval Type

Metric Size M, R, Rc

Sealant/Gasket Seal
Inch Size UNF, NPT

Inch Size M, R, Rc

Metric Size G

Metric Size R, Rc

Face Seal
Inch Size NPT

Inch Size R

Gasket Seal
Metric Size Uni

Inch Size Uni

KQ2 Series

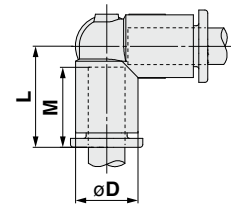
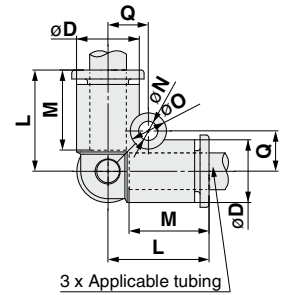
Oval Type Applicable Tubing: Metric Size, Connection Thread: M, R, Rc

Dimensions

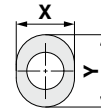
Delta Union: KQ2D



Applicable tubing O.D. [mm]	Model	øD	Release button dimensions		L	M	Q	Mounting hole			Effective area [mm ²]		Min. port size	Weight [g]
			X	Y				øO	øN	Thickness	Nylon	Urethane		
ø4	KQ2D04-00A1	8.2	7.7	10	15.8	13.3	5.7	6	3.2	8.2	6	4.1	3	2.7
ø6	KQ2D06-00A1	10.4	9.7	12	16.8	13.3	6.7	6	3.2	10.4	13.9	11	4.5	3.8



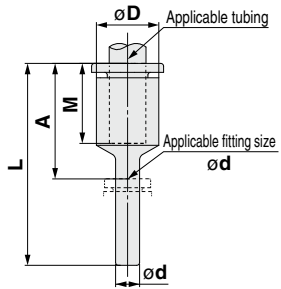
Release button dimensions



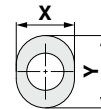
Plug-in Reducer: KQ2R



Applicable tubing O.D. [mm]	Applicable fitting size ød	Model	øD	Release button dimensions		L	A	M	Effective area [mm ²]		Min. port size	Weight [g]
				X	Y				Nylon	Urethane		
ø3.2	ø4	KQ2R23-04A1	7.1	6.7	9.5	28.6	15.3	13.3	3.4	2.9	2.5	0.8
	ø6	KQ2R23-06A1	7.1	6.7	9.5	29.1	15.8	13.3	3.4	2.9	2.5	1
ø4	ø6	KQ2R04-06A1	8.2	7.7	10	28.6	15.3	13.3	5.6	4	3	1.1
	ø8	KQ2R04-08A1	8.2	7.7	10	29.6	15.4	13.3	5.6	4	3	1.3
	ø10	KQ2R04-10A1	10.4	7.7	10	31.7	16.1	13.3	5.6	4	3	2.2
ø6	ø4	KQ2R06-04A1	10.4	9.7	12	33.6	20.3	13.3	4	4	2.5	1.4
	ø8	KQ2R06-08A1	10.4	9.7	12	31.6	17.4	13.3	13.1	10.4	4.5	1.7
	ø10	KQ2R06-10A1	10.4	9.7	12	33.9	18.3	13.3	13.1	10.4	4.5	2.1
	ø12	KQ2R06-12A1	12	9.7	12	35.7	18.7	13.3	13.1	10.4	4.5	3.2



Release button dimensions



Metric Size One-touch Fittings **KQ2 Series**

Oval Type Applicable Tubing: Metric Size, Connection Thread: M, R, Rc

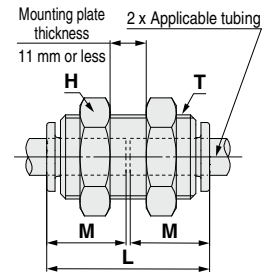
Dimensions

Bulkhead Union: KQ2E (Interchangeable with KQ)

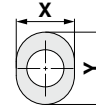


Applicable tubing O.D. [mm]	Model	T (M)	H (Width across flats)	Release button dimensions		L	Mounting hole	M	Effective area [mm ²]		Min. port size	Weight [g]
				X	Y				Nylon	Urethane		
ø3.2	KQ2E23-00□1	M12 x 1	14	6.7	9.5	27.3	13	13.3	3.4	2.9	2.5	24.1
ø4	KQ2E04-00□1	M12 x 1	14	7.7	10	27.3	13	13.3	5.6	4	3	22.9
ø6	KQ2E06-00□1	M14 x 1	17	9.7	12	27.3	15	13.3	13.1	10.4	4.5	28

□: A (Brass), N (Brass + Electroless nickel plating)



Release button dimensions

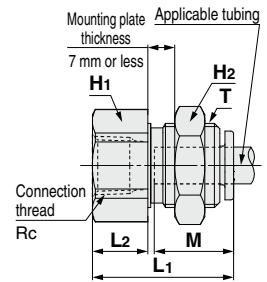


Bulkhead Connector: KQ2E

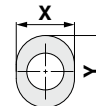


Applicable tubing O.D. [mm]	Connection thread Rc	Model	T (M)	H1 (Width across flats)	H2 (Width across flats)	L1	L2	Release button dimensions		Mounting hole	M	Effective area [mm ²]		Min. port size	Weight [g]
								X	Y			Nylon	Urethane		
ø3.2	1/4	KQ2E23-02□1	M12 x 1	17	14	28.7	14.3	6.7	9.5	13	13.3	3.4	2.9	2.5	31.2
ø4	1/8	KQ2E04-01□1	M12 x 1	14	14	24.4	10	7.7	10	13	13.3	5.6	4	3	21.2
	1/4	KQ2E04-02□1	M12 x 1	17	14	29	14.6	7.7	10	13	13.3	5.6	4	3	30.9
ø6	1/8	KQ2E06-01□1	M14 x 1	17	17	23.6	9.2	9.7	12	15	13.3	13.1	10.4	4.5	28.9
	1/4	KQ2E06-02□1	M14 x 1	17	17	28.4	14	9.7	12	15	13.3	13.1	10.4	4.5	32.4
	3/8	KQ2E06-03□1	M14 x 1	19	17	30.7	16.3	9.7	12	15	13.3	13.1	10.4	4.5	35.9

□: A (Brass), N (Brass + Electroless nickel plating)



Release button dimensions

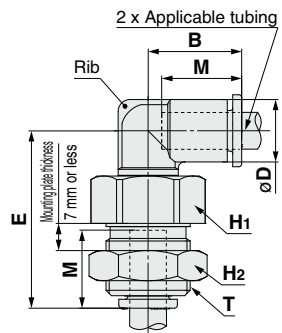


Bulkhead Male Elbow: KQ2LE

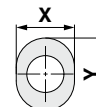


Applicable tubing O.D. [mm]	Model	T (M)	H1 (Width across flats)	H2 (Width across flats)	B	E	øD	Release button dimensions		Mounting hole	M	Effective area [mm ²]		Min. port size	Weight [g]	With a rib
								X	Y			Nylon	Urethane			
ø4	KQ2LE04-00□1	M12 x 1	14	14	14.8	28.5	8.2	7.7	10	13	13.3	4.2	4.2	3	21.2	●
ø6	KQ2LE06-00□1	M14 x 1	17	17	15.5	29.6	10.4	9.7	12	15	13.3	11.4	9	4.5	29.4	—

□: A (Brass), N (Brass + Electroless nickel plating)



Release button dimensions



Oval Type

Metric Size M, R, Rc

Sealant/Gasket Seal
Inch Size UNF, NPT

Inch Size M, R, Rc

Metric Size G

Metric Size R, Rc

Face Seal
Inch Size NPT

Inch Size R

Metric Size Uni

Gasket Seal
Inch Size Uni

KQ2 Series

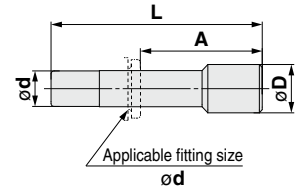
Oval Type Applicable Tubing: Metric Size, Connection Thread: M, R, Rc

Dimensions

Plug: KQ2P



Applicable fitting size ϕd	Model	ϕD	L	A	Weight [g]
$\phi 2$	KJP-02	3	17	5.1	0.1
$\phi 3.2$	KQ2P-23	5	31.5	18.2	1
$\phi 4$	KQ2P-04	6	32	18.7	1
$\phi 6$	KQ2P-06	8	35	21.7	1
$\phi 8$	KQ2P-08	10	39	24.8	2
$\phi 10$	KQ2P-10	12	43	27.4	3.5
$\phi 12$	KQ2P-12	14	45.5	28.5	5
$\phi 16$	KQ2P-16	20.9	47	26.4	8

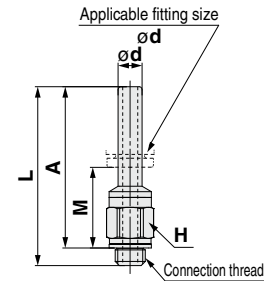


Adapter: KQ2N (Gasket seal)



Applicable fitting size ϕd	Connection thread M	Model	H (Width across flats)	L	A	M	Min. port size	Weight [g]
$\phi 4$	M5 x 0.8	KQ2N04-M5□	7	29.7	26.7	13.4	2.5	2.4
$\phi 6$	M5 x 0.8	KQ2N06-M5□	7	29.7	26.7	13.4	2.5	2.6

□: A (Brass), N (Brass + Electroless nickel plating)



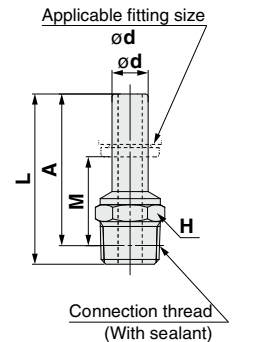
Adapter: KQ2N (Sealant)



Applicable fitting size ϕd	Connection thread R	Model	H (Width across flats)	L	A*1	M	Min. port size	Weight [g]
$\phi 4$	1/8	KQ2N04-01□S	10	28.3	25.2	11.9	2.5	4
$\phi 6$	1/8	KQ2N06-01□S	10	28.3	25.2	11.9	4	4.1
	1/4	KQ2N06-02□S	14	32.8	28.1	14.8	4	13.6
$\phi 8$	1/4	KQ2N08-02□S	14	35.9	31.2	17	6	15.7
	3/8	KQ2N08-03□S	17	36	30.9	16.7	6	22.7
$\phi 10$	3/8	KQ2N10-03□S	17	40.6	35.5	19.9	7.5	19.1

□: A (Brass), N (Brass + Electroless nickel plating)

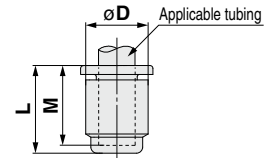
*1 Reference dimensions after installation of R thread



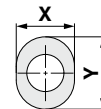
Tube Cap: KQ2C



Applicable tubing O.D. [mm]	Model	ϕD	Release button dimensions		L	M	Weight [g]
			X	Y			
$\phi 4$	KQ2C04-00A1	8.2	7.7	10	14.5	13.3	0.8
$\phi 6$	KQ2C06-00A1	10.4	9.7	12	14.6	13.3	1.1



Release button dimensions



Metric Size One-touch Fittings **KQ2 Series**

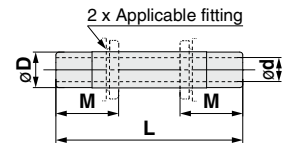
Oval Type Applicable Tubing: Metric Size, Connection Thread: M, R, Rc

Dimensions

Nipple: KQ2N



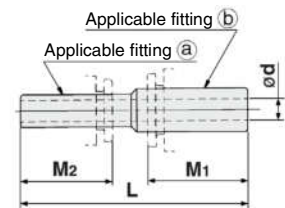
Applicable fitting ϕD	Model	L	M	ϕd	Min. port size	Weight [g]
$\phi 4$	KQ2N04-99	37	13.3	2.5	2.5	1
$\phi 6$	KQ2N06-99	39	13.3	4	4	2
$\phi 8$	KQ2N08-99	43	14.2	6	6	2
$\phi 10$	KQ2N10-99	49	15.6	7.5	7.5	4
$\phi 12$	KQ2N12-99	52	17	9	9	3.3
$\phi 16$	KQ2N16-99	57	20.6	13	13	4.8




Reducer Nipple: KQ2N



Applicable fitting		Model	L	M ₁	M ₂	ϕd Min. port size	Weight [g]
(a)	(b)						
$\phi 4$	$\phi 6$	KQ2N04-06	38	13.3	13.3	2.5	2
$\phi 6$	$\phi 8$	KQ2N06-08	42	14.2	13.3	4	2
$\phi 8$	$\phi 10$	KQ2N08-10	47	15.6	14.2	6	2
$\phi 10$	$\phi 12$	KQ2N10-12	51	17	15.6	7.5	3.1
$\phi 12$	$\phi 16$	KQ2N12-16	55	20.6	17	9	4.9

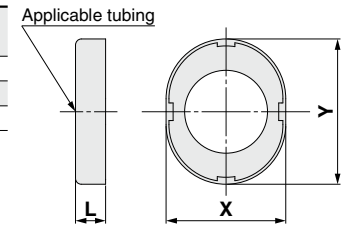


Color Cap: KQ2C



Applicable tubing O.D. [mm]	Model	X	Y	L	Weight [g]
$\phi 3.2$	KQ2C-23□B	7.3	10	2.6	0.1
$\phi 4$	KQ2C-04□B	8.3	10.5	2.6	0.1
$\phi 6$	KQ2C-06□B	10.3	12.5	2.6	0.1

□: B (Black), R (Red), YR (Orange), BR (Brown), Y (Yellow), G (Green), CB (Sky blue), GR (Gray), W (White), BU (Blue)



Oval Type

Metric Size M, R, Rc

Sealant/Gasket Seal
Inch Size UNF, NPT

Inch Size M, R, Rc

Metric Size G

Metric Size R, Rc

Inch Size NPT

Inch Size R

Metric Size Uni

Inch Size Uni

KQ2 Series

Made to Order/Clean Series/Spare Parts

Please contact SMC for detailed dimensions, specifications, and lead times.

1 Made to Order

Symbol	Specifications
X12	Lubricant: White vaseline Release button color: White
X35 *1	Body color: Black Release button color: Light gray
X41	With fixed orifice*2

*1 The following models are not available as made-to-order: Hexagon socket head male connector/KQ2S, Bulkhead union/KQ2E, Bulkhead connector/KQ2E, Nipple/KQ2N, Reducer nipple/KQ2N, Male connector/KQ2H, Female connector/KQ2F, Color cap/KQ2C, Plug/KQ2P

*2 Please contact SMC for availability.

The following made-to-order products will be provided based on previous models (KQ2 series). Please contact SMC separately.

Symbol	Specifications
X17	Grease-free Rubber material: NBR (With fluorine coating) Release button color: Light blue
X29	Grease-free Rubber material: NBR (With fluorine coating) Release button color: Light blue Copper-free (With electroless nickel plating)
X34	Rubber material: FKM
X39	Grease-free Rubber material: NBR (With fluorine coating) Release button color: Light blue Clean (Copper-free, air blow, double packaging, resin body: white)
X94	Grease-free Rubber material: FKM (With fluorine coating) Release button color: Light blue

2 Clean Series

Please consult with SMC separately for applicable models.

Symbol	Specifications
10-	Brass parts: With electroless nickel plating Lubricant: Fluorine grease Air blow in a clean room Double packaging Resin body, Release button color: White

Example) **10-KQ2H06-02NS1** (With thread)

10-KQ2H06-00A1 (Without thread)

3 Spare Parts

Description	Part no.	Applicable thread
Gasket	M-3G2	M3
	M-5G2	M5
	M-6G	M6

Brass

Description	Part no.	Applicable model
Pipe nut	KQ04-P01A	KQ2E23-00A1, KQ2E04-00A1, KQ2E23-02A1
		KQ2E04-01A1, KQ2E04-02A1, KQ2LE04-00A1
	KQ06-P01A	KQ2E06-00A1, KQ2E06-01A1, KQ2E06-02A1
		KQ2E06-03A1, KQ2LE06-00A1

Brass + Electroless nickel plating

Description	Part no.	Applicable model
Pipe nut	KQ04-P01N	KQ2E23-00N1, KQ2E04-00N1, KQ2E23-02N1
		KQ2E04-01N1, KQ2E04-02N1, KQ2LE04-00N1
	KQ06-P01N	KQ2E06-00N1, KQ2E06-01N1, KQ2E06-02N1
		KQ2E06-03N1, KQ2LE06-00N1