



# HPI-T High Wattage

## HPI-T 1000W/543 E40 1SL/4

Quartz metal halide lamps with clear outer bulb

### Warnings and Safety

- Use only in totally enclosed luminaire, even during testing (IEC61167, IEC 62035, IEC60598)
- The luminaire must be able to contain hot lamp parts if the lamp ruptures
- For use with control gear designed for high-pressure mercury lamps
- A lamp breaking is extremely unlikely to have any impact on your health. If a lamp breaks, ventilate the room for 30 minutes and remove the parts, preferably with gloves. Put them in a sealed plastic bag and take it to your local waste facilities for recycling. Do not use a vacuum cleaner.

### Product data

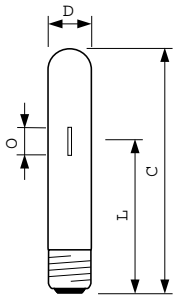
Operating and Electrical		Color rendering index (CRI)	
Power Consumption	990 W		57
Voltage (Nom)	130 V	Controls and Dimming	
Voltage (Nom)	130 V	Dimmable	No
General Information		Mechanical and Housing	
Cap-Base	E40 [E40]	Bulb Finish	Clear
Operating Position	P [Parallel or Horizontal(HOR)]	Bulb Shape	T65 [T 65mm]
Brand	Philips	Approval and Application	
Light Technical		Mercury (Hg) Content (Nom)	86 mg
Color Code	543 [CCT of 4300K]	Energy Consumption kWh/1000 h	1089 kWh
Color Designation	Cool White (CW)	Product Data	
Chromaticity Coordinate X (Nom)	370	Full product code	871150018373645
Chromaticity Coordinate Y (Nom)	380	Order product name	HPI-T 1000W/543 E40 1SL/4
Correlated Color Temperature (Nom)	4300 K	Order code	928482600096
Luminous Efficacy (rated) (Nom)	83 lm/W	Numerator - Quantity Per Pack	1

# HPI-T High Wattage

Numerator - Packs per outer box	4
Material number (12NC)	928482600096
Net weight	0.426 kg
Full product name	HPI-T 1000W/543 E40 1SL/4


EAN/UPC - Case	8711500183743
----------------	---------------

## Dimensional drawing



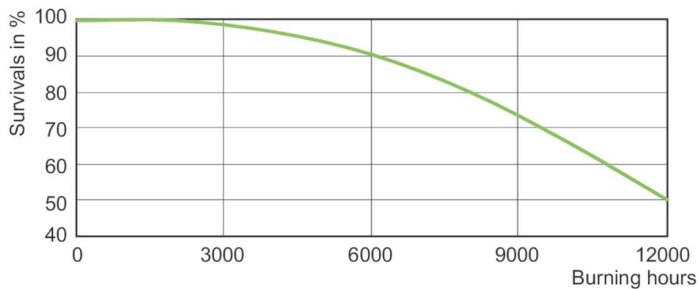
Product	D (max)	O	L	C (max)
HPI-T 1000W/543 E40 1SL/4	66 mm	80 mm	240 mm	382 mm

## Photometric data

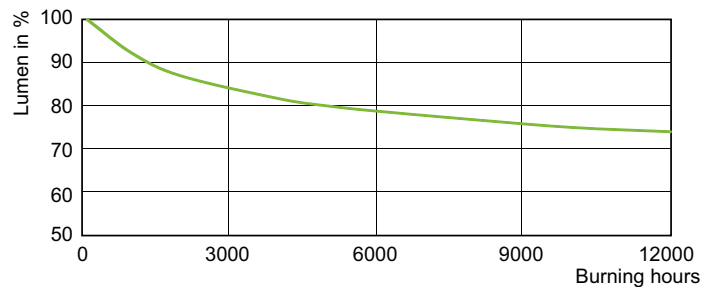


Spectral Power Distribution Colour - HPI-T 1000W/543 E40 1SL/4

## Lifetime



Life Expectancy Diagram - HPI-T 1000W/543 E40 1SL/4



Lumen Maintenance Diagram - HPI-T 1000W/543 E40 1SL/4

## HPI-T High Wattage

