

Miniature Circuit Breaker & Switch Disconnectors Product Overview

Miniature Circuit Breaker (MCB)

Type	In (A)																		AC/DC		Phase -neutral	
	1A	2A	3A	4A	5A	6A	8A	10A	13A	16A	20A	25A	32A	40A	50A	63A	80A	100A	125A	AC		DC
HDB3w	✓	✓	✓	✓	✓	✓	✓	✓	✓	✓	✓	✓	✓	✓	✓					✓		
HDB3wH	✓	✓	✓	✓	✓	✓	✓	✓	✓	✓	✓	✓	✓	✓	✓					✓		
HDB6s	✓	✓	✓	✓	✓	✓	✓	✓	✓	✓	✓	✓	✓	✓	✓					✓		
HDB9	✓	✓		✓		✓		✓		✓	✓	✓	✓	✓	✓					✓		
HDB9Z	✓	✓		✓		✓		✓		✓	✓	✓	✓	✓	✓						✓	
HDB3w-125																✓	✓	✓	✓	✓		
HDB3wP						✓		✓		✓	✓	✓	✓							✓		✓
HDB3wPH						✓		✓		✓	✓	✓	✓							✓		✓
HDB3wZ	✓	✓	✓	✓	✓	✓	✓	✓	✓	✓	✓	✓	✓	✓	✓						✓	
HDB6P						✓		✓		✓	✓	✓								✓		✓
HDB9P						✓		✓		✓	✓	✓	✓							✓		✓

Accessories

Type	OF	SD	MX+OF	MV	MN	MVMN
HDB3w HDB3wH ACC	✓	✓	✓	✓	✓	✓
HDB6s ACC	✓	✓	✓			
HDB9 ACC	✓	✓	✓	✓	✓	✓

Switch Disconnecter

Type	In (A)																		AC/DC			
	1A	2A	3A	4A	5A	6A	8A	10A	13A	16A	20A	25A	32A	40A	50A	63A	80A	100A	125A	AC	DC	
HDB6IS											✓		✓			✓			✓	✓		
HDG3											✓	✓	✓	✓		✓	✓	✓	✓	✓		
HDG9													✓			✓		✓	✓	✓		

Size		Poles				Breaking Capacity				Tripping Curve			Certificate						Temperature			
18mm	27mm	1P	1P+N	2P	3P	3P+N	4P	3kV	4.5kV	6kV	10kV	B	C	D	CE	IEC-CB	TUV	KEMA		SEMKO	RoHS	
✓		✓	✓	✓	✓	✓	✓	✓	✓	✓		✓	✓	✓	✓	✓	✓					-20°C ~+60°C
✓		✓	✓	✓	✓	✓	✓	✓	✓	✓		✓	✓	✓	✓	✓	✓				✓	-35°C ~+70°C
✓		✓		✓	✓		✓		✓	✓		✓	✓	✓	✓	✓		✓				-5°C ~+40°C
✓		✓		✓	✓		✓		✓	✓		✓	✓	✓	✓	✓		✓		✓		-30°C ~+70°C
✓		✓		✓			✓		✓	✓		✓	✓		✓	✓			✓	✓		-30°C ~+70°C
	✓	✓		✓	✓		✓		✓	✓		✓	✓	✓	✓	✓	✓					-20°C ~+60°C
✓			✓					✓	✓				✓	✓	✓	✓	✓					-20°C ~+60°C
✓			✓					✓	✓				✓	✓	✓	✓	✓				✓	-35°C ~+70°C
✓		✓		✓	✓								✓	✓		✓	✓					-25°C ~+60°C
✓			✓										✓			✓	✓			✓		-5°C ~+40°C
✓			✓										✓	✓		✓	✓	✓			✓	-25°C ~+70°C

Size		Poles				Certificate						Temperature		
18mm	27mm	1P	1P+N	2P	3P	3P+N	4P	CE	IEC-CB	TUV	KEMA		SEMKO	RoHS
✓		✓		✓	✓		✓	✓	✓			✓		-5°C ~+40°C
✓		✓		✓	✓		✓	✓	✓					-20°C ~+60°C
✓		✓		✓	✓		✓	✓	✓	✓			✓	-30°C ~+70°C

HDB3wH Miniature Circuit Breaker

Standard: IEC/EN60898-1



Function

HDB3wH Miniature standard circuit breaker has the following function:

- Short circuit protection
- Overload protection
- Control
- Isolation

Main Features

Rated operating voltage (V)	1P/1P+N: 240 AC 2P, 3P, 3P+N, 4P: 415 AC
Rated current (A)	1-63
Rated frequency (Hz)	50/60
Number of poles	1P, 1P+N, 2P, 3P, 3P+N, 4P
Breaking capacity (kA)	3, 4.5, 6

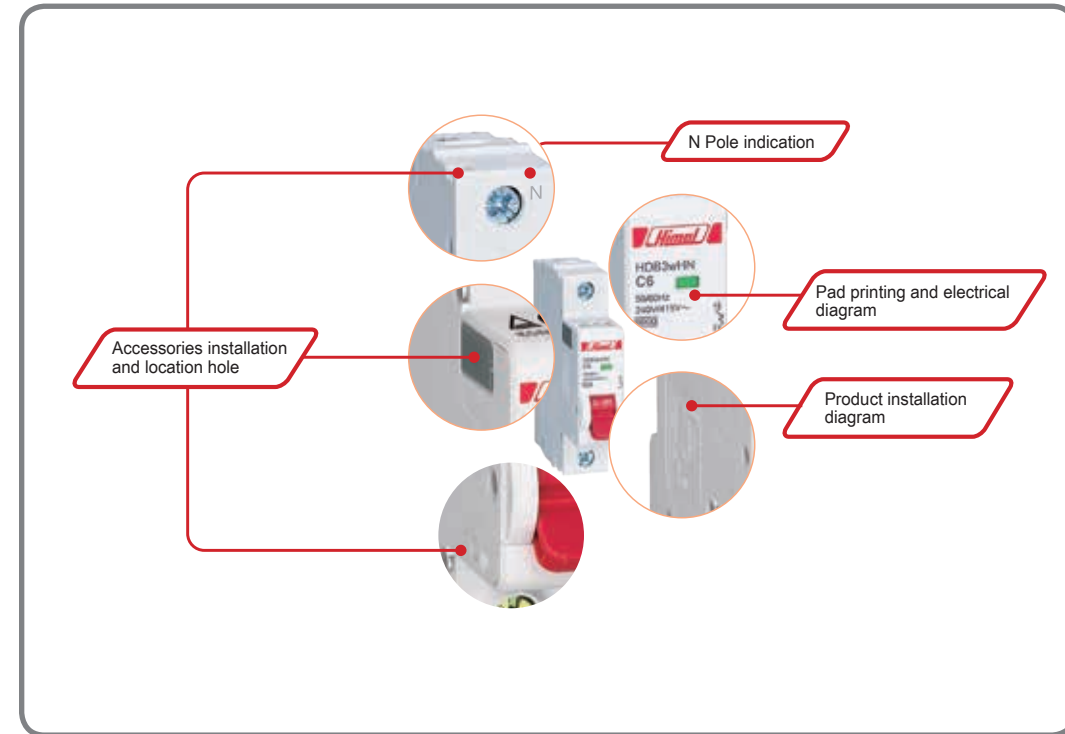


HDB3wH Miniature Circuit Breaker

Standard: IEC/EN60898-1



Product Details Display



HDB3wH Miniature Circuit Breaker

Standard: IEC/EN60898-1



Functions and Features

Electrical Characteristics

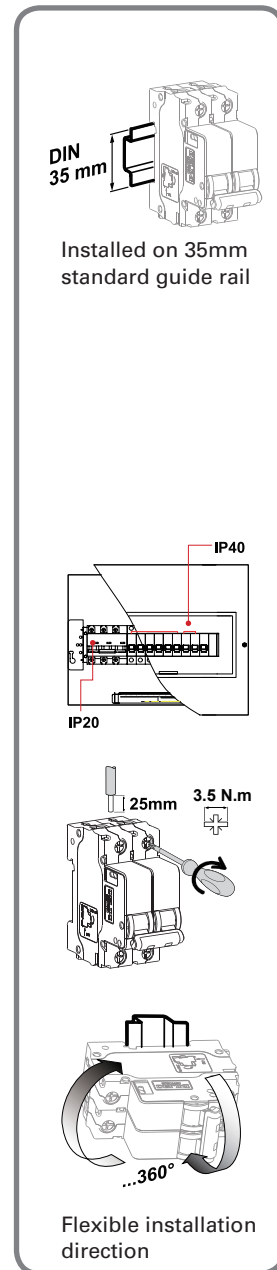
Rated insulation voltage U_i	(V)	250 (phase-to-ground) 500 (phase-to-phase)
Maximum working voltage U_{Bmax}	1P, 1P+N 2P, 3P, 4P, 3P+N	(V) 240/415 AC (V) 415 AC
Rated short-circuit capacity I_{cn} (IEC/EN60898)	(kA)	3, 4.5, 6
Rated impulse withstand voltage U_{imp} (1.2/50)	(kA)	4
Dielectric test voltage		2kV (50/60HZ,1min)
Over-voltage category		II
Isolating function		Available
Pollution class		2
Electric shock protection grade		II
Trip type:		Thermal magnetic trip
Thermal magnetic trip characteristics:	Type B curve (3I _n ~5I _n) Type C curve (5I _n ~10I _n) Type D curve (10I _n ~14I _n)	<input checked="" type="checkbox"/> <input checked="" type="checkbox"/> <input checked="" type="checkbox"/>
Electrical and mechanical accessories		<input checked="" type="checkbox"/>

Mechanical Characteristics

Handle	Red, pad printing indicating ON-OFF position
Mechanical endurance	Times 20,000
Electrical endurance	Times 7,000
Protection grade	Installed in distribution box IP40 Installed directly IP20
Mechanical shock resistance	30g, 3 shocks, lasting 11ms (No significant vibration or shock)
Anti-vibration (IEC/EN 60947-2)	No significant vibration or shock
Rated ambient temperature	30°C
Operating ambient temperature (daily mean temperature)	-20° C~+60°C
Storage temperature	-40° C~+70°C

Installation Features

Terminal form	Tunnel terminal
Maximum wiring capacity	Current ratings 1-63 25mm ²
Maximum ultimate torque	Current ratings 1-63:3.5 N.m
Tool:	Crosshead screwdriver or flathead screwdriver
Installation	Installed on standard DIN guide rail (35mm)
Wiring Type	Top or bottom



HDB3wH Miniature Circuit breaker

Standard: IEC/EN60898-1



HDB3wH Selection Guide

Product name	Breaking capacity	Number of poles	Trip type	Rated current	
HDB3wH	N	1	C	6	
	A: 3kA	1: 1P	B: Type B	1: 1A	20: 20A
	L: 4.5kA	2: 2P	C: Type C	2: 2A	25: 25A
	N: 6kA	3: 3P	D: Type D	3: 3A	32: 32A
		4: 4P		4: 4A	40: 40A
		5: 1P+N		6: 6A	50: 50A
		6: 3P+N		10: 10A	63: 63A
				16: 16A	


HDB3wHA Breaking capacity	Pole	Rated current	Trip type				
			B	C	D		
3kA	1P	1	HDB3wHA1B1	HDB3wHA1C1	HDB3wHA1D1		
		2	HDB3wHA1B2	HDB3wHA1C2	HDB3wHA1D2		
		3	HDB3wHA1B3	HDB3wHA1C3	HDB3wHA1D3		
		4	HDB3wHA1B4	HDB3wHA1C4	HDB3wHA1D4		
		5	HDB3wHA1B5	HDB3wHA1C5	HDB3wHA1D5		
		6	HDB3wHA1B6	HDB3wHA1C6	HDB3wHA1D6		
		8	HDB3wHA1B8	HDB3wHA1C8	HDB3wHA1D8		
		10	HDB3wHA1B10	HDB3wHA1C10	HDB3wHA1D10		
		13	HDB3wHA1B13	HDB3wHA1C13	HDB3wHA1D13		
		16	HDB3wHA1B16	HDB3wHA1C16	HDB3wHA1D16		
		20	HDB3wHA1B20	HDB3wHA1C20	HDB3wHA1D20		
		25	HDB3wHA1B25	HDB3wHA1C25	HDB3wHA1D25		
		32	HDB3wHA1B32	HDB3wHA1C32	HDB3wHA1D32		
40	HDB3wHA1B40	HDB3wHA1C40	HDB3wHA1D40				
50	HDB3wHA1B50	HDB3wHA1C50	HDB3wHA1D50				
63	HDB3wHA1B63	HDB3wHA1C63	HDB3wHA1D63				
3kA	1P+N	10	HDB3wHA5B10	HDB3wHA5C10	HDB3wHA5D10		
		13	HDB3wHA5B13	HDB3wHA5C13	HDB3wHA5D13		
		16	HDB3wHA5B16	HDB3wHA5C16	HDB3wHA5D16		
		20	HDB3wHA5B20	HDB3wHA5C20	HDB3wHA5D20		
		25	HDB3wHA5B25	HDB3wHA5C25	HDB3wHA5D25		
		32	HDB3wHA5B32	HDB3wHA5C32	HDB3wHA5D32		
		40	HDB3wHA5B40	HDB3wHA5C40	HDB3wHA5D40		
		50	HDB3wHA5B50	HDB3wHA5C50	HDB3wHA5D50		
		63	HDB3wHA5B63	HDB3wHA5C63	HDB3wHA5D63		
		3kA	2P	1	HDB3wHA2B1	HDB3wHA2C1	HDB3wHA2D1
				2	HDB3wHA2B2	HDB3wHA2C2	HDB3wHA2D2
				3	HDB3wHA2B3	HDB3wHA2C3	HDB3wHA2D3
				4	HDB3wHA2B4	HDB3wHA2C4	HDB3wHA2D4
5	HDB3wHA2B5			HDB3wHA2C5	HDB3wHA2D5		
6	HDB3wHA2B6			HDB3wHA2C6	HDB3wHA2D6		
8	HDB3wHA2B8			HDB3wHA2C8	HDB3wHA2D8		
10	HDB3wHA2B10			HDB3wHA2C10	HDB3wHA2D10		
13	HDB3wHA2B13			HDB3wHA2C13	HDB3wHA2D13		
16	HDB3wHA2B16			HDB3wHA2C16	HDB3wHA2D16		
20	HDB3wHA2B20			HDB3wHA2C20	HDB3wHA2D20		
25	HDB3wHA2B25			HDB3wHA2C25	HDB3wHA2D25		
32	HDB3wHA2B32			HDB3wHA2C32	HDB3wHA2D32		
40	HDB3wHA2B40	HDB3wHA2C40	HDB3wHA2D40				
50	HDB3wHA2B50	HDB3wHA2C50	HDB3wHA2D50				
63	HDB3wHA2B63	HDB3wHA2C63	HDB3wHA2D63				

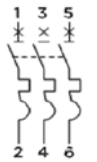

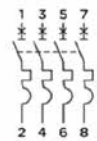
HDB3wH Miniature Circuit breaker

Standard: IEC/EN60898-1



HDB3wH Selection Guide




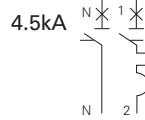

HDB3wHA Breaking capacity	Pole	Rated current	Trip type				
			B	C	D		
3kA 	3P	1	HDB3wHA3B1	HDB3wHA3C1	HDB3wHA3D1		
		2	HDB3wHA3B2	HDB3wHA3C2	HDB3wHA3D2		
		3	HDB3wHA3B3	HDB3wHA3C3	HDB3wHA3D3		
		4	HDB3wHA3B4	HDB3wHA3C4	HDB3wHA3D4		
		5	HDB3wHA3B5	HDB3wHA3C5	HDB3wHA3D5		
		6	HDB3wHA3B6	HDB3wHA3C6	HDB3wHA3D6		
		8	HDB3wHA3B8	HDB3wHA3C8	HDB3wHA3D8		
		10	HDB3wHA3B10	HDB3wHA3C10	HDB3wHA3D10		
		13	HDB3wHA3B13	HDB3wHA3C13	HDB3wHA3D13		
		16	HDB3wHA3B16	HDB3wHA3C16	HDB3wHA3D16		
		20	HDB3wHA3B20	HDB3wHA3C20	HDB3wHA3D20		
		25	HDB3wHA3B25	HDB3wHA3C25	HDB3wHA3D25		
		32	HDB3wHA3B32	HDB3wHA3C32	HDB3wHA3D32		
		40	HDB3wHA3B40	HDB3wHA3C40	HDB3wHA3D40		
		50	HDB3wHA3B50	HDB3wHA3C50	HDB3wHA3D50		
		63	HDB3wHA3B63	HDB3wHA3C63	HDB3wHA3D63		
		3kA 	3P+N	10	HDB3wHA6B10	HDB3wHA6C10	HDB3wHA6D10
				13	HDB3wHA6B13	HDB3wHA6C13	HDB3wHA6D13
16	HDB3wHA6B16			HDB3wHA6C16	HDB3wHA6D16		
20	HDB3wHA6B20			HDB3wHA6C20	HDB3wHA6D20		
25	HDB3wHA6B25			HDB3wHA6C25	HDB3wHA6D25		
32	HDB3wHA6B32			HDB3wHA6C32	HDB3wHA6D32		
40	HDB3wHA6B40			HDB3wHA6C40	HDB3wHA6D40		
50	HDB3wHA6B50			HDB3wHA6C50	HDB3wHA6D50		
63	HDB3wHA6B63			HDB3wHA6C63	HDB3wHA6D63		
3kA 	4P			1	HDB3wHA4B1	HDB3wHA4C1	HDB3wHA4D1
				2	HDB3wHA4B2	HDB3wHA4C2	HDB3wHA4D2
				3	HDB3wHA4B3	HDB3wHA4C3	HDB3wHA4D3
		4	HDB3wHA4B4	HDB3wHA4C4	HDB3wHA4D4		
		5	HDB3wHA4B5	HDB3wHA4C5	HDB3wHA4D5		
		6	HDB3wHA4B6	HDB3wHA4C6	HDB3wHA4D6		
		8	HDB3wHA4B8	HDB3wHA4C8	HDB3wHA4D8		
		10	HDB3wHA4B10	HDB3wHA4C10	HDB3wHA4D10		
		13	HDB3wHA4B13	HDB3wHA4C13	HDB3wHA4D13		
		16	HDB3wHA4B16	HDB3wHA4C16	HDB3wHA4D16		
		20	HDB3wHA4B20	HDB3wHA4C20	HDB3wHA4D20		
		25	HDB3wHA4B25	HDB3wHA4C25	HDB3wHA4D25		
		32	HDB3wHA4B32	HDB3wHA4C32	HDB3wHA4D32		
		40	HDB3wHA4B40	HDB3wHA4C40	HDB3wHA4D40		
		50	HDB3wHA4B50	HDB3wHA4C50	HDB3wHA4D50		
		63	HDB3wHA4B63	HDB3wHA4C63	HDB3wHA4D63		

HDB3wH Miniature Circuit breaker

Standard: IEC/EN60898-1



HDB3wH Selection Guide

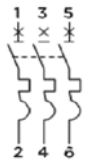
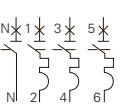

HDB3wHL Breaking capacity	Pole	Rated current	Trip type				
			B	C	D		
4.5kA 	1P	1	HDB3wHL1B1	HDB3wHL1C1	HDB3wHL1D1		
		2	HDB3wHL1B2	HDB3wHL1C2	HDB3wHL1D2		
		3	HDB3wHL1B3	HDB3wHL1C3	HDB3wHL1D3		
		4	HDB3wHL1B4	HDB3wHL1C4	HDB3wHL1D4		
		5	HDB3wHL1B5	HDB3wHL1C5	HDB3wHL1D5		
		6	HDB3wHL1B6	HDB3wHL1C6	HDB3wHL1D6		
		8	HDB3wHL1B8	HDB3wHL1C8	HDB3wHL1D8		
		10	HDB3wHL1B10	HDB3wHL1C10	HDB3wHL1D10		
		13	HDB3wHL1B13	HDB3wHL1C13	HDB3wHL1D13		
		16	HDB3wHL1B16	HDB3wHL1C16	HDB3wHL1D16		
		20	HDB3wHL1B20	HDB3wHL1C20	HDB3wHL1D20		
		25	HDB3wHL1B25	HDB3wHL1C25	HDB3wHL1D25		
		32	HDB3wHL1B32	HDB3wHL1C32	HDB3wHL1D32		
		40	HDB3wHL1B40	HDB3wHL1C40	HDB3wHL1D40		
		50	HDB3wHL1B50	HDB3wHL1C50	HDB3wHL1D50		
		63	HDB3wHL1B63	HDB3wHL1C63	HDB3wHL1D63		
		4.5kA 	1P+N	10	HDB3wHL5B10	HDB3wHL5C10	HDB3wHL5D10
				13	HDB3wHL5B13	HDB3wHL5C13	HDB3wHL5D13
16	HDB3wHL5B16			HDB3wHL5C16	HDB3wHL5D16		
20	HDB3wHL5B20			HDB3wHL5C20	HDB3wHL5D20		
25	HDB3wHL5B25			HDB3wHL5C25	HDB3wHL5D25		
32	HDB3wHL5B32			HDB3wHL5C32	HDB3wHL5D32		
40	HDB3wHL5B40			HDB3wHL5C40	HDB3wHL5D40		
50	HDB3wHL5B50			HDB3wHL5C50	HDB3wHL5D50		
63	HDB3wHL5B63			HDB3wHL5C63	HDB3wHL5D63		
4.5kA 	2P			1	HDB3wHL2B1	HDB3wHL2C1	HDB3wHL2D1
				2	HDB3wHL2B2	HDB3wHL2C2	HDB3wHL2D2
				3	HDB3wHL2B3	HDB3wHL2C3	HDB3wHL2D3
		4	HDB3wHL2B4	HDB3wHL2C4	HDB3wHL2D4		
		5	HDB3wHL2B5	HDB3wHL2C5	HDB3wHL2D5		
		6	HDB3wHL2B6	HDB3wHL2C6	HDB3wHL2D6		
		8	HDB3wHL2B8	HDB3wHL2C8	HDB3wHL2D8		
		10	HDB3wHL2B10	HDB3wHL2C10	HDB3wHL2D10		
		13	HDB3wHL2B13	HDB3wHL2C13	HDB3wHL2D13		
		16	HDB3wHL2B16	HDB3wHL2C16	HDB3wHL2D16		
		20	HDB3wHL2B20	HDB3wHL2C20	HDB3wHL2D20		
		25	HDB3wHL2B25	HDB3wHL2C25	HDB3wHL2D25		
		32	HDB3wHL2B32	HDB3wHL2C32	HDB3wHL2D32		
		40	HDB3wHL2B40	HDB3wHL2C40	HDB3wHL2D40		
		50	HDB3wHL2B50	HDB3wHL2C50	HDB3wHL2D50		
		63	HDB3wHL2B63	HDB3wHL2C63	HDB3wHL2D63		

HDB3wH Miniature Circuit breaker

Standard: IEC/EN60898-1



HDB3wH Selection Guide


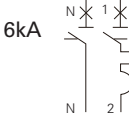

HDB3wHL Breaking capacity	Pole	Rated current	Trip type				
			B	C	D		
4.5kA 	3P	1	HDB3wHL3B1	HDB3wHL3C1	HDB3wHL3D1		
		2	HDB3wHL3B2	HDB3wHL3C2	HDB3wHL3D2		
		3	HDB3wHL3B3	HDB3wHL3C3	HDB3wHL3D3		
		4	HDB3wHL3B4	HDB3wHL3C4	HDB3wHL3D4		
		5	HDB3wHL3B5	HDB3wHL3C5	HDB3wHL3D5		
		6	HDB3wHL3B6	HDB3wHL3C6	HDB3wHL3D6		
		8	HDB3wHL3B8	HDB3wHL3C8	HDB3wHL3D8		
		10	HDB3wHL3B10	HDB3wHL3C10	HDB3wHL3D10		
		13	HDB3wHL3B13	HDB3wHL3C13	HDB3wHL3D13		
		16	HDB3wHL3B16	HDB3wHL3C16	HDB3wHL3D16		
		20	HDB3wHL3B20	HDB3wHL3C20	HDB3wHL3D20		
		25	HDB3wHL3B25	HDB3wHL3C25	HDB3wHL3D25		
		32	HDB3wHL3B32	HDB3wHL3C32	HDB3wHL3D32		
		40	HDB3wHL3B40	HDB3wHL3C40	HDB3wHL3D40		
		50	HDB3wHL3B50	HDB3wHL3C50	HDB3wHL3D50		
63	HDB3wHL3B63	HDB3wHL3C63	HDB3wHL3D63				
4.5kA 	3P+N	10	HDB3wHL6B10	HDB3wHL6C10	HDB3wHL6D10		
		13	HDB3wHL6B13	HDB3wHL6C13	HDB3wHL6D13		
		16	HDB3wHL6B16	HDB3wHL6C16	HDB3wHL6D16		
		20	HDB3wHL6B20	HDB3wHL6C20	HDB3wHL6D20		
		25	HDB3wHL6B25	HDB3wHL6C25	HDB3wHL6D25		
		32	HDB3wHL6B32	HDB3wHL6C32	HDB3wHL6D32		
		40	HDB3wHL6B40	HDB3wHL6C40	HDB3wHL6D40		
		50	HDB3wHL6B50	HDB3wHL6C50	HDB3wHL6D50		
		63	HDB3wHL6B63	HDB3wHL6C63	HDB3wHL6D63		
		4.5kA 	4P	1	HDB3wHL4B1	HDB3wHL4C1	HDB3wHL4D1
				2	HDB3wHL4B2	HDB3wHL4C2	HDB3wHL4D2
				3	HDB3wHL4B3	HDB3wHL4C3	HDB3wHL4D3
				4	HDB3wHL4B4	HDB3wHL4C4	HDB3wHL4D4
				5	HDB3wHL4B5	HDB3wHL4C5	HDB3wHL4D5
				6	HDB3wHL4B6	HDB3wHL4C6	HDB3wHL4D6
8	HDB3wHL4B8			HDB3wHL4C8	HDB3wHL4D8		
10	HDB3wHL4B10			HDB3wHL4C10	HDB3wHL4D10		
13	HDB3wHL4B13			HDB3wHL4C13	HDB3wHL4D13		
16	HDB3wHL4B16			HDB3wHL4C16	HDB3wHL4D16		
20	HDB3wHL4B20			HDB3wHL4C20	HDB3wHL4D20		
25	HDB3wHL4B25			HDB3wHL4C25	HDB3wHL4D25		
32	HDB3wHL4B32			HDB3wHL4C32	HDB3wHL4D32		
40	HDB3wHL4B40			HDB3wHL4C40	HDB3wHL4D40		
50	HDB3wHL4B50			HDB3wHL4C50	HDB3wHL4D50		
63	HDB3wHL4B63			HDB3wHL4C63	HDB3wHL4D63		

HDB3wH Miniature Circuit breaker

Standard: IEC/EN60898-1



HDB3wH Selection Guide

HDB3wHN Breaking capacity	Pole	Rated current	Trip type				
			B	C	D		
6kA 	1P	1	HDB3wHN1B1	HDB3wHN1C1	HDB3wHN1D1		
		2	HDB3wHN1B2	HDB3wHN1C2	HDB3wHN1D2		
		3	HDB3wHN1B3	HDB3wHN1C3	HDB3wHN1D3		
		4	HDB3wHN1B4	HDB3wHN1C4	HDB3wHN1D4		
		5	HDB3wHN1B5	HDB3wHN1C5	HDB3wHN1D5		
		6	HDB3wHN1B6	HDB3wHN1C6	HDB3wHN1D6		
		8	HDB3wHN1B8	HDB3wHN1C8	HDB3wHN1D8		
		10	HDB3wHN1B10	HDB3wHN1C10	HDB3wHN1D10		
		13	HDB3wHN1B13	HDB3wHN1C13	HDB3wHN1D13		
		16	HDB3wHN1B16	HDB3wHN1C16	HDB3wHN1D16		
		20	HDB3wHN1B20	HDB3wHN1C20	HDB3wHN1D20		
		25	HDB3wHN1B25	HDB3wHN1C25	HDB3wHN1D25		
		32	HDB3wHN1B32	HDB3wHN1C32	HDB3wHN1D32		
		40	HDB3wHN1B40	HDB3wHN1C40	HDB3wHN1D40		
		50	HDB3wHN1B50	HDB3wHN1C50	HDB3wHN1D50		
63	HDB3wHN1B63	HDB3wHN1C63	HDB3wHN1D63				
6kA 	1P+N	10	HDB3wHN5B10	HDB3wHN5C10	HDB3wHN5D10		
		13	HDB3wHN5B13	HDB3wHN5C13	HDB3wHN5D13		
		16	HDB3wHN5B16	HDB3wHN5C16	HDB3wHN5D16		
		20	HDB3wHN5B20	HDB3wHN5C20	HDB3wHN5D20		
		25	HDB3wHN5B25	HDB3wHN5C25	HDB3wHN5D25		
		32	HDB3wHN5B32	HDB3wHN5C32	HDB3wHN5D32		
		40	HDB3wHN5B40	HDB3wHN5C40	HDB3wHN5D40		
		50	HDB3wHN5B50	HDB3wHN5C50	HDB3wHN5D50		
		63	HDB3wHN5B63	HDB3wHN5C63	HDB3wHN5D63		
		6kA 	2P	1	HDB3wHN2B1	HDB3wHN2C1	HDB3wHN2D1
				2	HDB3wHN2B2	HDB3wHN2C2	HDB3wHN2D2
				3	HDB3wHN2B3	HDB3wHN2C3	HDB3wHN2D3
				4	HDB3wHN2B4	HDB3wHN2C4	HDB3wHN2D4
				5	HDB3wHN2B5	HDB3wHN2C5	HDB3wHN2D5
				6	HDB3wHN2B6	HDB3wHN2C6	HDB3wHN2D6
8	HDB3wHN2B8			HDB3wHN2C8	HDB3wHN2D8		
10	HDB3wHN2B10			HDB3wHN2C10	HDB3wHN2D10		
13	HDB3wHN2B13			HDB3wHN2C13	HDB3wHN2D13		
16	HDB3wHN2B16			HDB3wHN2C16	HDB3wHN2D16		
20	HDB3wHN2B20			HDB3wHN2C20	HDB3wHN2D20		
25	HDB3wHN2B25			HDB3wHN2C25	HDB3wHN2D25		
32	HDB3wHN2B32			HDB3wHN2C32	HDB3wHN2D32		
40	HDB3wHN2B40			HDB3wHN2C40	HDB3wHN2D40		
50	HDB3wHN2B50			HDB3wHN2C50	HDB3wHN2D50		
63	HDB3wHN2B63			HDB3wHN2C63	HDB3wHN2D63		

Final Distribution

Final Distribution

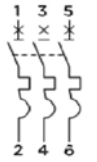
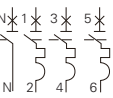



HDB3wH Miniature Circuit breaker

Standard: IEC/EN60898-1



HDB3wH Selection Guide

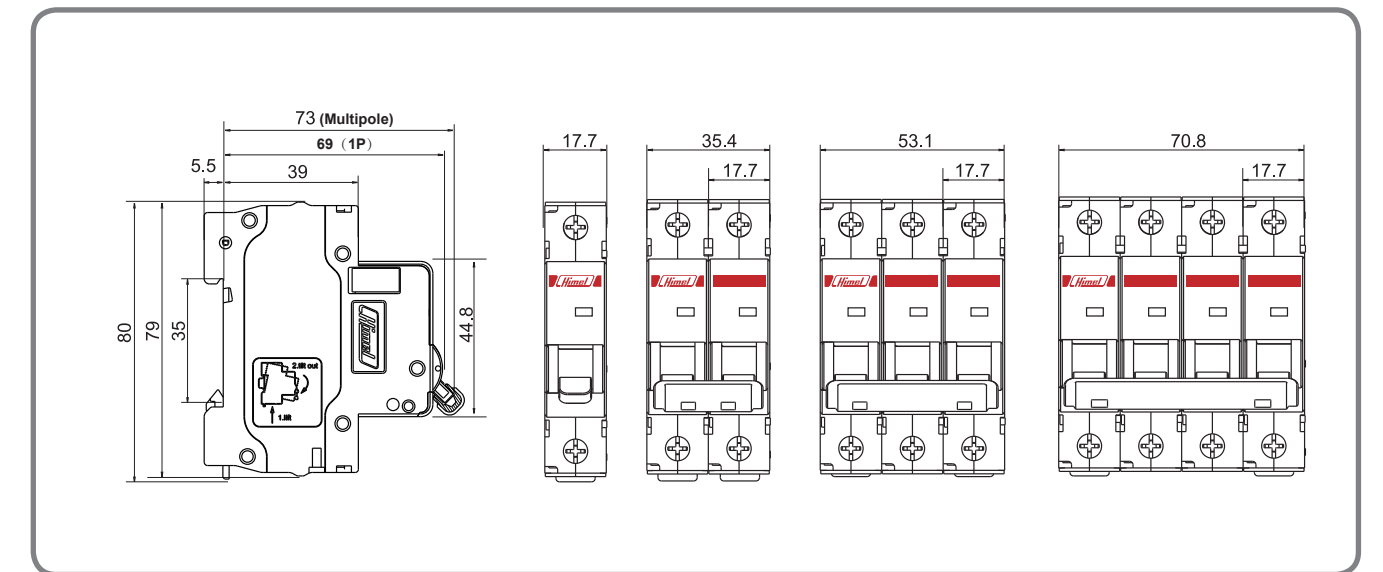
HDB3wHN Breaking capacity	Pole	Rated current	Trip type		
			B	C	D
6kA 	3P	1	HDB3wHN3B1	HDB3wHN3C1	HDB3wHN3D1
		2	HDB3wHN3B2	HDB3wHN3C2	HDB3wHN3D2
		3	HDB3wHN3B3	HDB3wHN3C3	HDB3wHN3D3
		4	HDB3wHN3B4	HDB3wHN3C4	HDB3wHN3D4
		5	HDB3wHN3B5	HDB3wHN3C5	HDB3wHN3D5
		6	HDB3wHN3B6	HDB3wHN3C6	HDB3wHN3D6
		8	HDB3wHN3B8	HDB3wHN3C8	HDB3wHN3D8
		10	HDB3wHN3B10	HDB3wHN3C10	HDB3wHN3D10
		13	HDB3wHN3B13	HDB3wHN3C13	HDB3wHN3D13
		16	HDB3wHN3B16	HDB3wHN3C16	HDB3wHN3D16
		20	HDB3wHN3B20	HDB3wHN3C20	HDB3wHN3D20
		25	HDB3wHN3B25	HDB3wHN3C25	HDB3wHN3D25
		32	HDB3wHN3B32	HDB3wHN3C32	HDB3wHN3D32
		40	HDB3wHN3B40	HDB3wHN3C40	HDB3wHN3D40
		50	HDB3wHN3B50	HDB3wHN3C50	HDB3wHN3D50
63	HDB3wHN3B63	HDB3wHN3C63	HDB3wHN3D63		
6kA 	3P+N	10	HDB3wHN6B10	HDB3wHN6C10	HDB3wHN6D10
		13	HDB3wHN6B13	HDB3wHN6C13	HDB3wHN6D13
		16	HDB3wHN6B16	HDB3wHN6C16	HDB3wHN6D16
		20	HDB3wHN6B20	HDB3wHN6C20	HDB3wHN6D20
		25	HDB3wHN6B25	HDB3wHN6C25	HDB3wHN6D25
		32	HDB3wHN6B32	HDB3wHN6C32	HDB3wHN6D32
		40	HDB3wHN6B40	HDB3wHN6C40	HDB3wHN6D40
		50	HDB3wHN6B50	HDB3wHN6C50	HDB3wHN6D50
		63	HDB3wHN6B63	HDB3wHN6C63	HDB3wHN6D63
		6kA 	4P	1	HDB3wHN4B1
2	HDB3wHN4B2			HDB3wHN4C2	HDB3wHN4D2
3	HDB3wHN4B3			HDB3wHN4C3	HDB3wHN4D3
4	HDB3wHN4B4			HDB3wHN4C4	HDB3wHN4D4
5	HDB3wHN4B5			HDB3wHN4C5	HDB3wHN4D5
6	HDB3wHN4B6			HDB3wHN4C6	HDB3wHN4D6
8	HDB3wHN4B8			HDB3wHN4C8	HDB3wHN4D8
10	HDB3wHN4B10			HDB3wHN4C10	HDB3wHN4D10
13	HDB3wHN4B13			HDB3wHN4C13	HDB3wHN4D13
16	HDB3wHN4B16			HDB3wHN4C16	HDB3wHN4D16
20	HDB3wHN4B20			HDB3wHN4C20	HDB3wHN4D20
25	HDB3wHN4B25			HDB3wHN4C25	HDB3wHN4D25
32	HDB3wHN4B32			HDB3wHN4C32	HDB3wHN4D32
40	HDB3wHN4B40			HDB3wHN4C40	HDB3wHN4D40
50	HDB3wHN4B50			HDB3wHN4C50	HDB3wHN4D50
63	HDB3wHN4B63			HDB3wHN4C63	HDB3wHN4D63

HDB3wH Miniature Circuit breaker

Standard: IEC/EN60898-1



HDB3wH Installation Dimension



HDB3wH Miniature Circuit breaker

Standard:IEC/EN60898-1



Trip Characteristic

B features

The miniature circuit breaker with B tripping features meets IEC 60898 standard and applies to providing protection for the resistive load or the load without impulse current.

C features

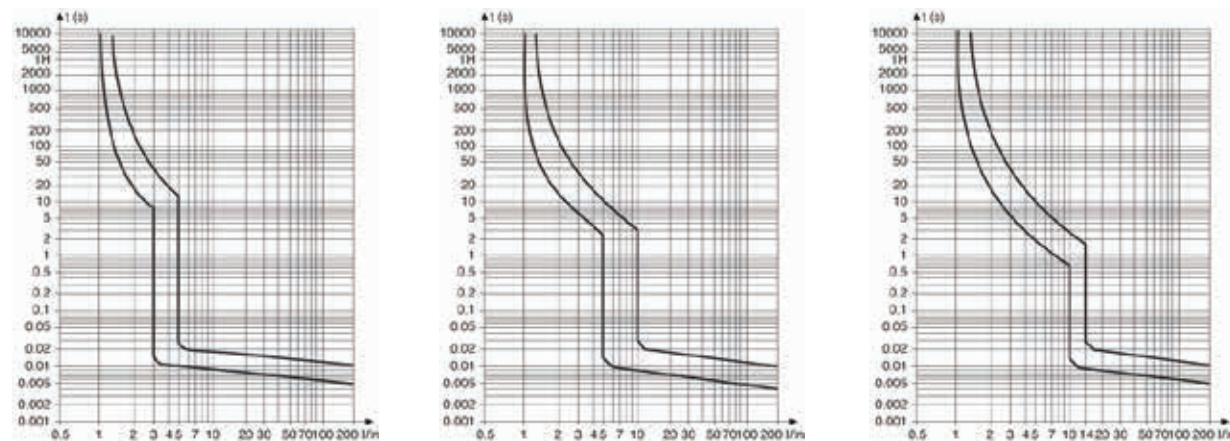
The miniature circuit breaker with C trip features meets IEC60898 standard and applies to providing protection for the resistive load and the inductive load with lower impulse current

D features

The miniature circuit breaker with D trip features meets IEC60898 standard and applies to providing protection for the load with higher impulse current at circuit connection.

Tripping type	Compliance standard	Thermal trip characteristics				Electro-magnetic trip characteristics			
		Test current	Test time	Initial state	Expected result	AC test current	Test time	Initial state	Expected result
B	IEC60898	1.13In	≥1h	Cold state	Non tripping	3In	≥0.1s	Cold state	Non-tripping
		1.45In	<1h	Heated state	Tripping	5In	<0.1s		Tripping
C	IEC60898	1.13In	≥1h(≤63A)	Cold state	Non tripping	5In	≥0.1s	Cold state	Non-tripping
			≥2h(>63A)	Heated state	Tripping				10In
D	IEC60898	1.13In	≥1h	Cold state	Non tripping	10In	≥0.1s	Cold state	Non-tripping
		1.45In	<1h	Heated state	Tripping	14In	<0.1s		Tripping

Tripping Curve



HDB3wH Miniature Circuit breaker

Standard:IEC/EN60898-1



Temperature Correction Coefficient Table

Rated current	Rated current correction value A									
A	-20	-10	0	10	20	30	40	50	60	
1	1.22	1.18	1.15	1.1	1.05	1	0.94	0.9	0.84	
2	2.43	2.31	2.25	2.17	2.06	2	1.93	1.85	1.63	
3	3.68	3.57	3.43	3.29	3.18	3	2.82	2.63	2.57	
4	4.89	4.75	4.67	4.48	4.24	4	3.98	3.52	3.25	
5	6.21	5.98	5.83	5.77	5.42	5	4.85	4.57	4.19	
6	7.33	7.05	6.84	6.62	6.3	6	5.64	5.42	5.06	
8	9.78	9.44	9.15	8.51	7.98	8	7.1	6.92	6.75	
10	12.25	11.87	11.64	11.15	10.62	10	9.3	8.96	8.48	
13	15.78	15.34	14.83	14.22	13.75	13	12.1	11.75	10.93	
16	19.49	18.72	18.06	17.98	16.96	16	15.04	14.42	13.47	
20	24.35	23.68	22.82	22.47	21.2	20	18.8	17.85	16.78	
25	30.52	29.61	28.78	28.09	26.5	25	23.25	22.52	21.02	
32	38.96	37.68	36.62	35.96	33.92	32	30.08	28.81	26.84	
40	48.85	47.13	46.32	45.8	42.8	40	36.8	36.21	33.5	
50	61.58	59.52	57.35	55.04	52.59	50	46	44.25	42.36	
63	76.86	74.25	71.18	69.13	67.41	63	58.59	56.83	52.93	

HDB3wH Miniature Circuit breaker

Standard: IEC/EN60898-1



Derating Table for Using in High Altitude Area

- IEC60947.2 standard stipulates the relationship between the altitude and the dielectric property. The altitude below 2,000m does not have significant impact on the properties of the circuit breaker.
- When the altitude is higher than 2,000m, the air cooling, dielectric property falling and other conditions must be considered, so the manufacturer shall discuss with the user on the working conditions or doing special design.
- The following table provides the correct value made for the rated current when the breaking capacity remains unchanged at the altitude above 2,000m.

Altitude (m)	2000	3000	4000
Dielectric strength	2500	2200	1950
Maximum working voltage (V)	440	440	440
Rated current	I_n	$0.96I_n$	$0.93I_n$

HDB3w Miniature Circuit Breaker

Standard: IEC/EN60898-1



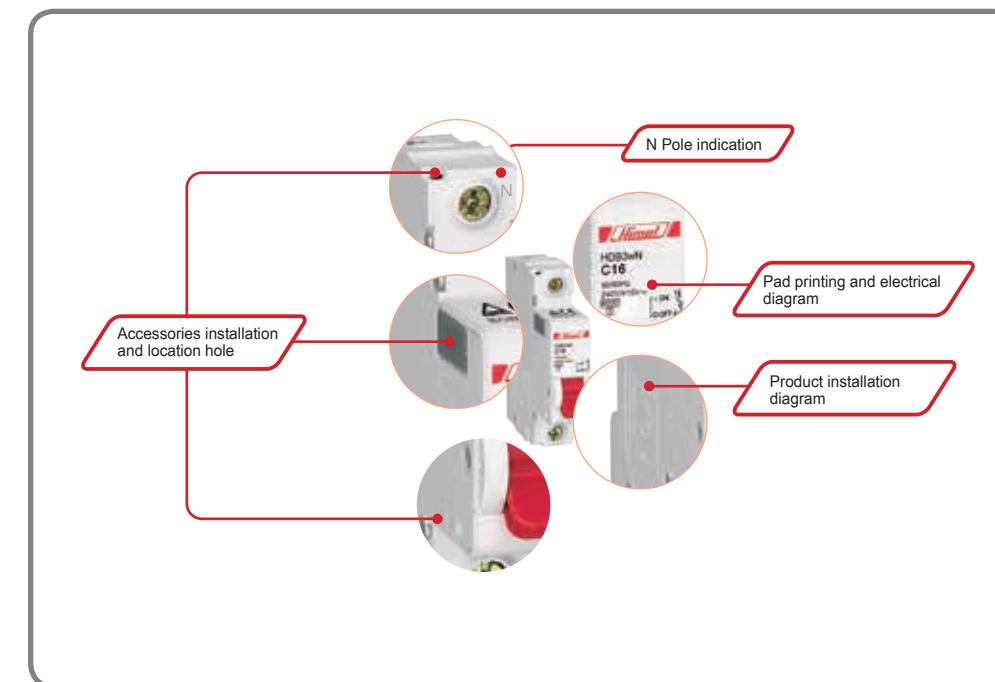
- Function** HDB3w Miniature standard circuit breaker has the following features:
- Short circuit protection
 - Overload protection
 - Control
 - Isolation

Main Features

Rated operating voltage (V)	1P/1P+N:240AC 2P, 3P, 3P+N, 4P: 415 AC
Rated current (A)	1-63
Rated frequency (Hz)	50/60
Number of poles	1P, 1P+N, 2P, 3P, 3P+N, 4P
Breaking capacity (kA)	3, 4.5, 6



Product Details Display



HDB3w Miniature Circuit Breaker

Standard: IEC/EN60898-1



Functions and Features

Electrical Characteristics

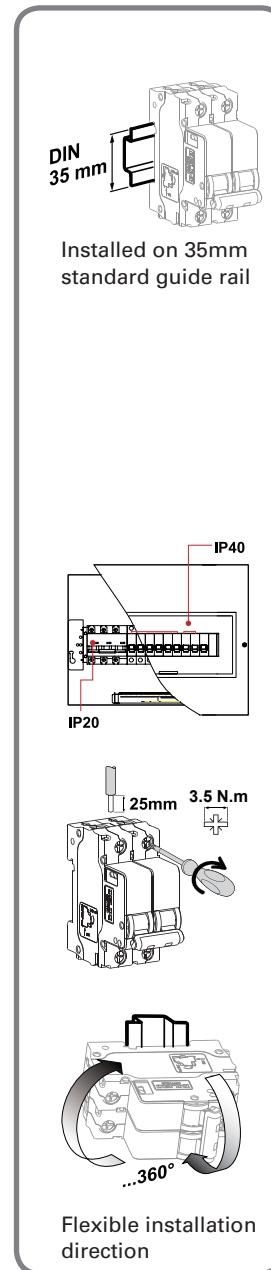
Rated insulation voltage U_i	(V)	250 (phase-to-ground) 500 (phase-to-phase)
Maximum working voltage U_{Bmax}	1P, 1P+N (V) 2P, 3P, 4P, 3P+N (V)	240/415 AC 415 AC
Rated short-circuit capacity I_{cn} (IEC/EN60898)	(kA)	3, 4.5, 6
Rated impulse withstand voltage U_{imp} (1.2/50)	(kA)	4
Dielectric test voltage		2kV (50/60HZ,1min)
Over-voltage category		II
Isolating function		Available
Pollution class		2
Electric shock protection grade		II
Trip type:		Thermal magnetic trip
Thermal magnetic trip characteristics:	Type B curve (3In~5In) Type C curve (5In~10In) Type D curve (10In~14In)	<input checked="" type="checkbox"/> <input checked="" type="checkbox"/> <input checked="" type="checkbox"/>
Electrical and mechanical accessories		<input checked="" type="checkbox"/>

Mechanical Characteristics

Handle	Red, pad printing indicating ON-OFF position
Mechanical endurance	Times 25,000
Electrical endurance	Times 6,000
Protection grade	Installed in distribution box IP40 Installed directly IP20
Mechanical shock resistance	30g, 3 shocks, lasting 11ms (No significant vibration or shock)
Anti-vibration (IEC/EN 60947-2)	No significant vibration or shock
Rated ambient temperature	30°C
Operating ambient temperature (daily mean temperature)	-20° C~+60°C
Storage temperature	-40° C~+70°C

Installation Features

Terminal form	Tunnel terminal
Maximum wiring capacity	Current ratings 1-63 25mm ²
Maximum ultimate torque	Current ratings 1-63:3.5 N.m
Tool:	Crosshead screwdriver or flathead screwdriver
Installation	Installed on standard DIN guide rail (35mm)
Wiring Type	Top or bottom



HDB3w Miniature Circuit breaker

Standard: IEC/EN60898-1



HDB3w Selection Guide

Product name	Breaking capacity	Number of poles	Trip type	Rated current	Product name
HDB3w	N	1	C	6	Default
	A: 3kA	1: 1P	B: Type B	1: 1A 20: 20A	default:40°C
	L: 4.5kA	2: 2P	C: Type C	2: 2A 25: 25A	50D:50°C
	N: 6kA	3: 3P	D: Type D	3: 3A 32: 32A	
		4: 4P		4: 4A 40: 40A	
		5: 1P+N		6: 6A 50: 50A	
		6: 3P+N		10: 10A 63: 63A	
				16: 16A	


HDB3wA Breaking capacity	Pole	Rated current	Trip type				
			B	C	D		
3kA	1P	1	HDB3wA1B1	HDB3wA1C1	HDB3wA1D1		
		2	HDB3wA1B2	HDB3wA1C2	HDB3wA1D2		
		3	HDB3wA1B3	HDB3wA1C3	HDB3wA1D3		
		4	HDB3wA1B4	HDB3wA1C4	HDB3wA1D4		
		5	HDB3wA1B5	HDB3wA1C5	HDB3wA1D5		
		6	HDB3wA1B6	HDB3wA1C6	HDB3wA1D6		
		8	HDB3wA1B8	HDB3wA1C8	HDB3wA1D8		
		10	HDB3wA1B10	HDB3wA1C10	HDB3wA1D10		
		13	HDB3wA1B13	HDB3wA1C13	HDB3wA1D13		
		16	HDB3wA1B16	HDB3wA1C16	HDB3wA1D16		
		20	HDB3wA1B20	HDB3wA1C20	HDB3wA1D20		
		25	HDB3wA1B25	HDB3wA1C25	HDB3wA1D25		
		32	HDB3wA1B32	HDB3wA1C32	HDB3wA1D32		
3kA	1P+N	10	HDB3wA5B10	HDB3wA5C10	HDB3wA5D10		
		13	HDB3wA5B13	HDB3wA5C13	HDB3wA5D13		
		16	HDB3wA5B16	HDB3wA5C16	HDB3wA5D16		
		20	HDB3wA5B20	HDB3wA5C20	HDB3wA5D20		
		25	HDB3wA5B25	HDB3wA5C25	HDB3wA5D25		
		32	HDB3wA5B32	HDB3wA5C32	HDB3wA5D32		
		40	HDB3wA5B40	HDB3wA5C40	HDB3wA5D40		
		50	HDB3wA5B50	HDB3wA5C50	HDB3wA5D50		
		63	HDB3wA5B63	HDB3wA5C63	HDB3wA5D63		
		3kA	2P	1	HDB3wA2B1	HDB3wA2C1	HDB3wA2D1
				2	HDB3wA2B2	HDB3wA2C2	HDB3wA2D2
				3	HDB3wA2B3	HDB3wA2C3	HDB3wA2D3
				4	HDB3wA2B4	HDB3wA2C4	HDB3wA2D4
5	HDB3wA2B5			HDB3wA2C5	HDB3wA2D5		
6	HDB3wA2B6			HDB3wA2C6	HDB3wA2D6		
8	HDB3wA2B8			HDB3wA2C8	HDB3wA2D8		
10	HDB3wA2B10			HDB3wA2C10	HDB3wA2D10		
13	HDB3wA2B13			HDB3wA2C13	HDB3wA2D13		
16	HDB3wA2B16			HDB3wA2C16	HDB3wA2D16		
20	HDB3wA2B20			HDB3wA2C20	HDB3wA2D20		
25	HDB3wA2B25			HDB3wA2C25	HDB3wA2D25		
32	HDB3wA2B32			HDB3wA2C32	HDB3wA2D32		
40	HDB3wA2B40	HDB3wA2C40	HDB3wA2D40				
50	HDB3wA2B50	HDB3wA2C50	HDB3wA2D50				
63	HDB3wA2B63	HDB3wA2C63	HDB3wA2D63				

HDB3w Miniature Circuit breaker

Standard: IEC/EN60898-1



HDB3w Selection Guide



HDB3wA Breaking capacity	Pole	Rated current	Trip type				
			B	C	D		
3kA 	3P	1	HDB3wA3B1	HDB3wA3C1	HDB3wA3D1		
		2	HDB3wA3B2	HDB3wA3C2	HDB3wA3D2		
		3	HDB3wA3B3	HDB3wA3C3	HDB3wA3D3		
		4	HDB3wA3B4	HDB3wA3C4	HDB3wA3D4		
		5	HDB3wA3B5	HDB3wA3C5	HDB3wA3D5		
		6	HDB3wA3B6	HDB3wA3C6	HDB3wA3D6		
		8	HDB3wA3B8	HDB3wA3C8	HDB3wA3D8		
		10	HDB3wA3B10	HDB3wA3C10	HDB3wA3D10		
		13	HDB3wA3B13	HDB3wA3C13	HDB3wA3D13		
		16	HDB3wA3B16	HDB3wA3C16	HDB3wA3D16		
		20	HDB3wA3B20	HDB3wA3C20	HDB3wA3D20		
		25	HDB3wA3B25	HDB3wA3C25	HDB3wA3D25		
		32	HDB3wA3B32	HDB3wA3C32	HDB3wA3D32		
		40	HDB3wA3B40	HDB3wA3C40	HDB3wA3D40		
		50	HDB3wA3B50	HDB3wA3C50	HDB3wA3D50		
		63	HDB3wA3B63	HDB3wA3C63	HDB3wA3D63		
		3kA 	3P+N	10	HDB3wA6B10	HDB3wA6C10	HDB3wA6D10
				13	HDB3wA6B13	HDB3wA6C13	HDB3wA6D13
16	HDB3wA6B16			HDB3wA6C16	HDB3wA6D16		
20	HDB3wA6B20			HDB3wA6C20	HDB3wA6D20		
25	HDB3wA6B25			HDB3wA6C25	HDB3wA6D25		
32	HDB3wA6B32			HDB3wA6C32	HDB3wA6D32		
40	HDB3wA6B40			HDB3wA6C40	HDB3wA6D40		
50	HDB3wA6B50			HDB3wA6C50	HDB3wA6D50		
63	HDB3wA6B63			HDB3wA6C63	HDB3wA6D63		
3kA 	4P			1	HDB3wA4B1	HDB3wA4C1	HDB3wA4D1
				2	HDB3wA4B2	HDB3wA4C2	HDB3wA4D2
				3	HDB3wA4B3	HDB3wA4C3	HDB3wA4D3
		4	HDB3wA4B4	HDB3wA4C4	HDB3wA4D4		
		5	HDB3wA4B5	HDB3wA4C5	HDB3wA4D5		
		6	HDB3wA4B6	HDB3wA4C6	HDB3wA4D6		
		8	HDB3wA4B8	HDB3wA4C8	HDB3wA4D8		
		10	HDB3wA4B10	HDB3wA4C10	HDB3wA4D10		
		13	HDB3wA4B13	HDB3wA4C13	HDB3wA4D13		
		16	HDB3wA4B16	HDB3wA4C16	HDB3wA4D16		
		20	HDB3wA4B20	HDB3wA4C20	HDB3wA4D20		
		25	HDB3wA4B25	HDB3wA4C25	HDB3wA4D25		
		32	HDB3wA4B32	HDB3wA4C32	HDB3wA4D32		
		40	HDB3wA4B40	HDB3wA4C40	HDB3wA4D40		
		50	HDB3wA4B50	HDB3wA4C50	HDB3wA4D50		
		63	HDB3wA4B63	HDB3wA4C63	HDB3wA4D63		

HDB3w Miniature Circuit breaker

Standard: IEC/EN60898-1



HDB3w Selection Guide

HDB3wL Breaking capacity	Pole	Rated current	Trip type				
			B	C	D		
4.5kA 	1P	1	HDB3wL1B1	*HDB3wL1C1	*HDB3wL1D1		
		2	HDB3wL1B2	*HDB3wL1C2	*HDB3wL1D2		
		3	HDB3wL1B3	*HDB3wL1C3	*HDB3wL1D3		
		4	HDB3wL1B4	*HDB3wL1C4	*HDB3wL1D4		
		5	HDB3wL1B5	*HDB3wL1C5	*HDB3wL1D5		
		6	HDB3wL1B6	*HDB3wL1C6	*HDB3wL1D6		
		8	HDB3wL1B8	*HDB3wL1C8	*HDB3wL1D8		
		10	HDB3wL1B10	*HDB3wL1C10	*HDB3wL1D10		
		13	HDB3wL1B13	*HDB3wL1C13	*HDB3wL1D13		
		16	HDB3wL1B16	*HDB3wL1C16	*HDB3wL1D16		
		20	HDB3wL1B20	*HDB3wL1C20	*HDB3wL1D20		
		25	HDB3wL1B25	*HDB3wL1C25	*HDB3wL1D25		
		32	HDB3wL1B32	*HDB3wL1C32	*HDB3wL1D32		
		40	HDB3wL1B40	*HDB3wL1C40	*HDB3wL1D40		
		50	HDB3wL1B50	*HDB3wL1C50	*HDB3wL1D50		
		63	HDB3wL1B63	*HDB3wL1C63	*HDB3wL1D63		
		4.5kA 	1P+N	10	HDB3wL5B10	*HDB3wL5C10	*HDB3wL5D10
				13	HDB3wL5B13	*HDB3wL5C13	*HDB3wL5D13
16	HDB3wL5B16			*HDB3wL5C16	*HDB3wL5D16		
20	HDB3wL5B20			*HDB3wL5C20	*HDB3wL5D20		
25	HDB3wL5B25			*HDB3wL5C25	*HDB3wL5D25		
32	HDB3wL5B32			*HDB3wL5C32	*HDB3wL5D32		
40	HDB3wL5B40			*HDB3wL5C40	*HDB3wL5D40		
50	HDB3wL5B50			*HDB3wL5C50	*HDB3wL5D50		
63	HDB3wL5B63			*HDB3wL5C63	*HDB3wL5D63		
4.5kA 	2P			1	HDB3wL2B1	*HDB3wL2C1	*HDB3wL2D1
				2	HDB3wL2B2	*HDB3wL2C2	*HDB3wL2D2
				3	HDB3wL2B3	*HDB3wL2C3	*HDB3wL2D3
		4	HDB3wL2B4	*HDB3wL2C4	*HDB3wL2D4		
		5	HDB3wL2B5	*HDB3wL2C5	*HDB3wL2D5		
		6	HDB3wL2B6	*HDB3wL2C6	*HDB3wL2D6		
		8	HDB3wL2B8	*HDB3wL2C8	*HDB3wL2D8		
		10	HDB3wL2B10	*HDB3wL2C10	*HDB3wL2D10		
		13	HDB3wL2B13	*HDB3wL2C13	*HDB3wL2D13		
		16	HDB3wL2B16	*HDB3wL2C16	*HDB3wL2D16		
		20	HDB3wL2B20	*HDB3wL2C20	*HDB3wL2D20		
		25	HDB3wL2B25	*HDB3wL2C25	*HDB3wL2D25		
		32	HDB3wL2B32	*HDB3wL2C32	*HDB3wL2D32		
		40	HDB3wL2B40	*HDB3wL2C40	*HDB3wL2D40		
		50	HDB3wL2B50	*HDB3wL2C50	*HDB3wL2D50		
		63	HDB3wL2B63	*HDB3wL2C63	*HDB3wL2D63		

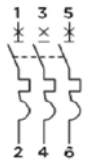
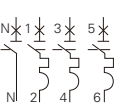
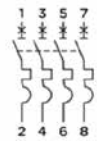
The reference with "*" means that it has 40°C and 50°C. Please add "50D" at the end as 50°C reference.

HDB3w Miniature Circuit breaker

Standard: IEC/EN60898-1



HDB3w Selection Guide

HDB3wL Breaking capacity	Pole	Rated current	Trip type				
			B	C	D		
4.5kA 	3P	1	HDB3wL3B1	*HDB3wL3C1	*HDB3wL3D1		
		2	HDB3wL3B2	*HDB3wL3C2	*HDB3wL3D2		
		3	HDB3wL3B3	*HDB3wL3C3	*HDB3wL3D3		
		4	HDB3wL3B4	*HDB3wL3C4	*HDB3wL3D4		
		5	HDB3wL3B5	*HDB3wL3C5	*HDB3wL3D5		
		6	HDB3wL3B6	*HDB3wL3C6	*HDB3wL3D6		
		8	HDB3wL3B8	*HDB3wL3C8	*HDB3wL3D8		
		10	HDB3wL3B10	*HDB3wL3C10	*HDB3wL3D10		
		13	HDB3wL3B13	*HDB3wL3C13	*HDB3wL3D13		
		16	HDB3wL3B16	*HDB3wL3C16	*HDB3wL3D16		
		20	HDB3wL3B20	*HDB3wL3C20	*HDB3wL3D20		
		25	HDB3wL3B25	*HDB3wL3C25	*HDB3wL3D25		
		32	HDB3wL3B32	*HDB3wL3C32	*HDB3wL3D32		
		40	HDB3wL3B40	*HDB3wL3C40	*HDB3wL3D40		
		50	HDB3wL3B50	*HDB3wL3C50	*HDB3wL3D50		
		63	HDB3wL3B63	*HDB3wL3C63	*HDB3wL3D63		
		4.5kA 	3P+N	10	HDB3wL6B10	*HDB3wL6C10	*HDB3wL6D10
				13	HDB3wL6B13	*HDB3wL6C13	*HDB3wL6D13
16	HDB3wL6B16			*HDB3wL6C16	*HDB3wL6D16		
20	HDB3wL6B20			*HDB3wL6C20	*HDB3wL6D20		
25	HDB3wL6B25			*HDB3wL6C25	*HDB3wL6D25		
32	HDB3wL6B32			*HDB3wL6C32	*HDB3wL6D32		
40	HDB3wL6B40			*HDB3wL6C40	*HDB3wL6D40		
50	HDB3wL6B50			*HDB3wL6C50	*HDB3wL6D50		
63	HDB3wL6B63			*HDB3wL6C63	*HDB3wL6D63		
4.5kA 	4P			1	HDB3wL4B1	*HDB3wL4C1	*HDB3wL4D1
				2	HDB3wL4B2	*HDB3wL4C2	*HDB3wL4D2
				3	HDB3wL4B3	*HDB3wL4C3	*HDB3wL4D3
		4	HDB3wL4B4	*HDB3wL4C4	*HDB3wL4D4		
		5	HDB3wL4B5	*HDB3wL4C5	*HDB3wL4D5		
		6	HDB3wL4B6	*HDB3wL4C6	*HDB3wL4D6		
		8	HDB3wL4B8	*HDB3wL4C8	*HDB3wL4D8		
		10	HDB3wL4B10	*HDB3wL4C10	*HDB3wL4D10		
		13	HDB3wL4B13	*HDB3wL4C13	*HDB3wL4D13		
		16	HDB3wL4B16	*HDB3wL4C16	*HDB3wL4D16		
		20	HDB3wL4B20	*HDB3wL4C20	*HDB3wL4D20		
		25	HDB3wL4B25	*HDB3wL4C25	*HDB3wL4D25		
		32	HDB3wL4B32	*HDB3wL4C32	*HDB3wL4D32		
		40	HDB3wL4B40	*HDB3wL4C40	*HDB3wL4D40		
		50	HDB3wL4B50	*HDB3wL4C50	*HDB3wL4D50		
		63	HDB3wL4B63	*HDB3wL4C63	*HDB3wL4D63		




The reference with "*" means that it has 40°C and 50°C. Please add "50D" at the end as 50°C reference.

HDB3w Miniature Circuit breaker

Standard: IEC/EN60898-1



HDB3w Selection Guide

HDB3wN Breaking capacity	Pole	Rated current	Trip type				
			B	C	D		
6kA 	1P	1	HDB3wN1B1	*HDB3wN1C1	*HDB3wN1D1		
		2	HDB3wN1B2	*HDB3wN1C2	*HDB3wN1D2		
		3	HDB3wN1B3	*HDB3wN1C3	*HDB3wN1D3		
		4	HDB3wN1B4	*HDB3wN1C4	*HDB3wN1D4		
		5	HDB3wN1B5	*HDB3wN1C5	*HDB3wN1D5		
		6	HDB3wN1B6	*HDB3wN1C6	*HDB3wN1D6		
		8	HDB3wN1B8	*HDB3wN1C8	*HDB3wN1D8		
		10	HDB3wN1B10	*HDB3wN1C10	*HDB3wN1D10		
		13	HDB3wN1B13	*HDB3wN1C13	*HDB3wN1D13		
		16	HDB3wN1B16	*HDB3wN1C16	*HDB3wN1D16		
		20	HDB3wN1B20	*HDB3wN1C20	*HDB3wN1D20		
		25	HDB3wN1B25	*HDB3wN1C25	*HDB3wN1D25		
		32	HDB3wN1B32	*HDB3wN1C32	*HDB3wN1D32		
		40	HDB3wN1B40	*HDB3wN1C40	*HDB3wN1D40		
		50	HDB3wN1B50	*HDB3wN1C50	*HDB3wN1D50		
		63	HDB3wN1B63	*HDB3wN1C63	*HDB3wN1D63		
		6kA 	1P+N	10	HDB3wN5B10	*HDB3wN5C10	*HDB3wN5D10
				13	HDB3wN5B13	*HDB3wN5C13	*HDB3wN5D13
16	HDB3wN5B16			*HDB3wN5C16	*HDB3wN5D16		
20	HDB3wN5B20			*HDB3wN5C20	*HDB3wN5D20		
25	HDB3wN5B25			*HDB3wN5C25	*HDB3wN5D25		
32	HDB3wN5B32			*HDB3wN5C32	*HDB3wN5D32		
40	HDB3wN5B40			*HDB3wN5C40	*HDB3wN5D40		
50	HDB3wN5B50			*HDB3wN5C50	*HDB3wN5D50		
63	HDB3wN5B63			*HDB3wN5C63	*HDB3wN5D63		
6kA 	2P			1	HDB3wN2B1	*HDB3wN2C1	*HDB3wN2D1
				2	HDB3wN2B2	*HDB3wN2C2	*HDB3wN2D2
				3	HDB3wN2B3	*HDB3wN2C3	*HDB3wN2D3
		4	HDB3wN2B4	*HDB3wN2C4	*HDB3wN2D4		
		5	HDB3wN2B5	*HDB3wN2C5	*HDB3wN2D5		
		6	HDB3wN2B6	*HDB3wN2C6	*HDB3wN2D6		
		8	HDB3wN2B8	*HDB3wN2C8	*HDB3wN2D8		
		10	HDB3wN2B10	*HDB3wN2C10	*HDB3wN2D10		
		13	HDB3wN2B13	*HDB3wN2C13	*HDB3wN2D13		
		16	HDB3wN2B16	*HDB3wN2C16	*HDB3wN2D16		
		20	HDB3wN2B20	*HDB3wN2C20	*HDB3wN2D20		
		25	HDB3wN2B25	*HDB3wN2C25	*HDB3wN2D25		
		32	HDB3wN2B32	*HDB3wN2C32	*HDB3wN2D32		
		40	HDB3wN2B40	*HDB3wN2C40	*HDB3wN2D40		
		50	HDB3wN2B50	*HDB3wN2C50	*HDB3wN2D50		
		63	HDB3wN2B63	*HDB3wN2C63	*HDB3wN2D63		

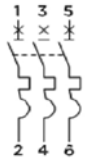


The reference with "*" means that it has 40°C and 50°C. Please add "50D" at the end as 50°C reference.

HDB3w Miniature Circuit breaker

Standard: IEC/EN60898-1



HDB3w Selection Guide

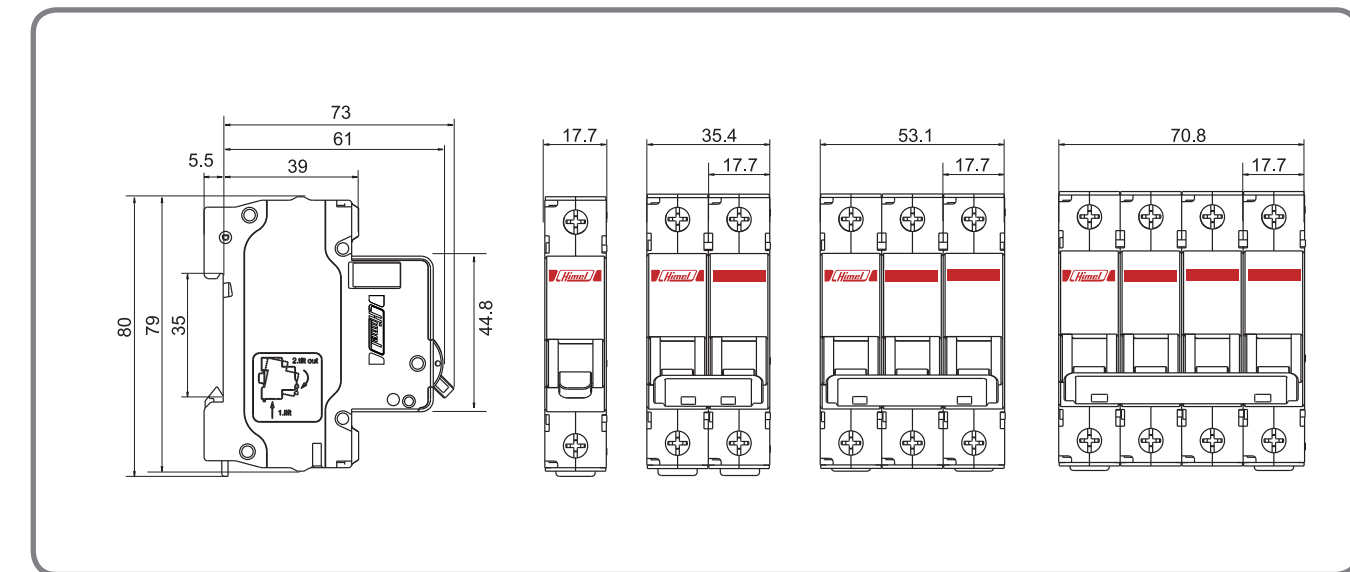
HDB3wN Breaking capacity	Pole	Rated current	Trip type		
			B	C	D
6kA 	3P	1	HDB3wN3B1	*HDB3wN3C1	*HDB3wN3D1
		2	HDB3wN3B2	*HDB3wN3C2	*HDB3wN3D2
		3	HDB3wN3B3	*HDB3wN3C3	*HDB3wN3D3
		4	HDB3wN3B4	*HDB3wN3C4	*HDB3wN3D4
		5	HDB3wN3B5	*HDB3wN3C5	*HDB3wN3D5
		6	HDB3wN3B6	*HDB3wN3C6	*HDB3wN3D6
		8	HDB3wN3B8	*HDB3wN3C8	*HDB3wN3D8
		10	HDB3wN3B10	*HDB3wN3C10	*HDB3wN3D10
		13	HDB3wN3B13	*HDB3wN3C13	*HDB3wN3D13
		16	HDB3wN3B16	*HDB3wN3C16	*HDB3wN3D16
		20	HDB3wN3B20	*HDB3wN3C20	*HDB3wN3D20
		25	HDB3wN3B25	*HDB3wN3C25	*HDB3wN3D25
		32	HDB3wN3B32	*HDB3wN3C32	*HDB3wN3D32
		40	HDB3wN3B40	*HDB3wN3C40	*HDB3wN3D40
6kA 	3P+N	10	HDB3wN6B10	*HDB3wN6C10	*HDB3wN6D10
		13	HDB3wN6B13	*HDB3wN6C13	*HDB3wN6D13
		16	HDB3wN6B16	*HDB3wN6C16	*HDB3wN6D16
		20	HDB3wN6B20	*HDB3wN6C20	*HDB3wN6D20
		25	HDB3wN6B25	*HDB3wN6C25	*HDB3wN6D25
		32	HDB3wN6B32	*HDB3wN6C32	*HDB3wN6D32
		40	HDB3wN6B40	*HDB3wN6C40	*HDB3wN6D40
		50	HDB3wN6B50	*HDB3wN6C50	*HDB3wN6D50
		63	HDB3wN6B63	*HDB3wN6C63	*HDB3wN6D63
		6kA 	4P	1	HDB3wN4B1
2	HDB3wN4B2			*HDB3wN4C2	*HDB3wN4D2
3	HDB3wN4B3			*HDB3wN4C3	*HDB3wN4D3
4	HDB3wN4B4			*HDB3wN4C4	*HDB3wN4D4
5	HDB3wN4B5			*HDB3wN4C5	*HDB3wN4D5
6	HDB3wN4B6			*HDB3wN4C6	*HDB3wN4D6
8	HDB3wN4B8			*HDB3wN4C8	*HDB3wN4D8
10	HDB3wN4B10			*HDB3wN4C10	*HDB3wN4D10
13	HDB3wN4B13			*HDB3wN4C13	*HDB3wN4D13
16	HDB3wN4B16			*HDB3wN4C16	*HDB3wN4D16
20	HDB3wN4B20			*HDB3wN4C20	*HDB3wN4D20
25	HDB3wN4B25			*HDB3wN4C25	*HDB3wN4D25
32	HDB3wN4B32			*HDB3wN4C32	*HDB3wN4D32
40	HDB3wN4B40			*HDB3wN4C40	*HDB3wN4D40
50	HDB3wN4B50			*HDB3wN4C50	*HDB3wN4D50
63	HDB3wN4B63			*HDB3wN4C63	*HDB3wN4D63

HDB3w Miniature Circuit breaker

Standard: IEC/EN60898-1



HDB3w Installation Dimension



The reference with "*" means that it has 40°C and 50°C. Please add "50D" at the end as 50°C reference.

HDB3w Miniature Circuit breaker

Standard IEC/EN60898-1



Trip Characteristic

B features

The miniature circuit breaker with B tripping features meets IEC 60898 standard and applies to providing protection for the resistive load or the load without impulse current.

C features

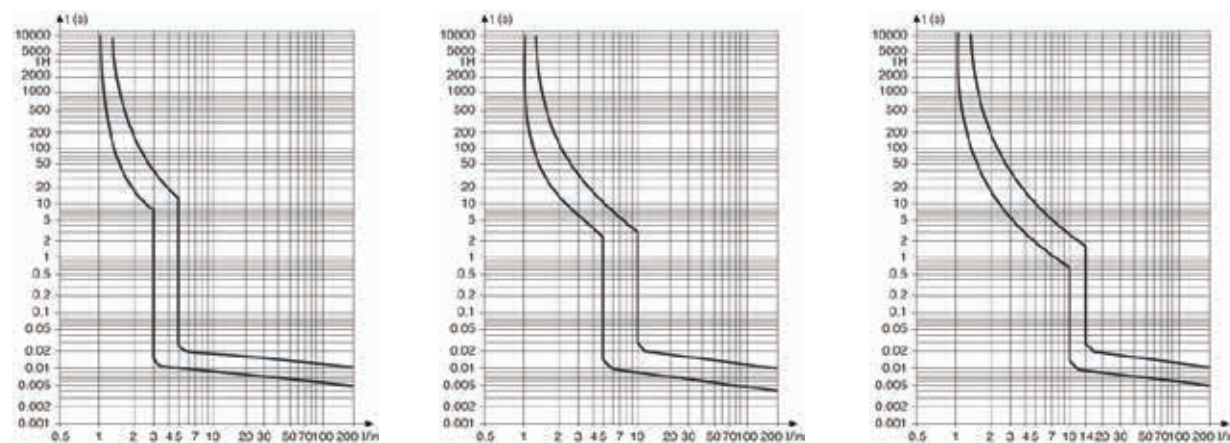
The miniature circuit breaker with C trip features meets IEC60898 standard and applies to providing protection for the resistive load and the inductive load with lower impulse current

D features

The miniature circuit breaker with D trip features meets IEC60898 standard and applies to providing protection for the load with higher impulse current at circuit connection.

Tripping type	Compliance standard	Thermal trip characteristics				Electro-magnetic trip characteristics			
		Test current	Test time	Initial state	Expected result	AC test current	Test time	Initial state	Expected result
B	IEC60898	1.13I _n	≥1h	Cold state	Non tripping	3I _n	≥0.1s	Cold state	Non-tripping
		1.45I _n	<1h	Heated state	Tripping	5I _n	<0.1s		Tripping
C	IEC60898	1.13I _n	≥1h(≤63A)	Cold state	Non tripping	5I _n	≥0.1s	Cold state	Non-tripping
			≥2h(>63A)	Heated state	Tripping				10I _n
D	IEC60898	1.13I _n	≥1h	Cold state	Non tripping	10I _n	≥0.1s	Cold state	Non-tripping
		1.45I _n	<1h	Heated state	Tripping	14I _n	<0.1s		Tripping

Tripping Curve



HDB3w Miniature Circuit breaker

Standard IEC/EN60898-1



Temperature Correction Coefficient Table

Rated current A	Rated current correction value A									
	-20	-10	0	10	20	30	40	50	60	
1	1.22	1.18	1.15	1.1	1.05	1	0.94	0.9	0.84	
2	2.43	2.31	2.25	2.17	2.06	2	1.93	1.85	1.63	
3	3.68	3.57	3.43	3.29	3.18	3	2.82	2.63	2.57	
4	4.89	4.75	4.67	4.48	4.24	4	3.98	3.52	3.25	
5	6.21	5.98	5.83	5.77	5.42	5	4.85	4.57	4.19	
6	7.33	7.05	6.84	6.62	6.3	6	5.64	5.42	5.06	
8	9.78	9.44	9.15	8.51	7.98	8	7.1	6.92	6.75	
10	12.25	11.87	11.64	11.15	10.62	10	9.3	8.96	8.48	
13	15.78	15.34	14.83	14.22	13.75	13	12.1	11.75	10.93	
16	19.49	18.72	18.06	17.98	16.96	16	15.04	14.42	13.47	
20	24.35	23.68	22.82	22.47	21.2	20	18.8	17.85	16.78	
25	30.52	29.61	28.78	28.09	26.5	25	23.25	22.52	21.02	
32	38.96	37.68	36.62	35.96	33.92	32	30.08	28.81	26.84	
40	48.85	47.13	46.32	45.8	42.8	40	36.8	36.21	33.5	
50	61.58	59.52	57.35	55.04	52.59	50	46	44.25	42.36	
63	76.86	74.25	71.18	69.13	67.41	63	58.59	56.83	52.93	

HDB3w Miniature Circuit breaker

Standard IEC/EN60898-1



Derating Table for Using in High Altitude Area

- IEC60947.2 standard stipulates the relationship between the altitude and the dielectric property. The altitude below 2,000m does not have significant impact on the properties of the circuit breaker.
- When the altitude is higher than 2,000m, the air cooling, dielectric property falling and other conditions must be considered, so the manufacturer shall discuss with the user on the working conditions or doing special design.
- The following table provides the correct value made for the rated current when the breaking capacity remains unchanged at the altitude above 2,000m.

Altitude (m)	2000	3000	4000
Dielectric strength	2500	2200	1950
Maximum working voltage (V)	440	440	440
Rated current	I_n	$0.96I_n$	$0.93I_n$

HDB3wZ DC Miniature Circuit Breaker

Standard IEC/EN60947-2



HDB3wZ DC Miniature Circuit Breaker Function

Short-circuit protection Control
Over-load protection Insulation

Electrical Parameters

Rated Voltage: 1P DC250V;2P/3P DC500V
Rated Current: 1,2,3,4,5,6,8,10,13,16,20,25,32,40,50,63A
Poles:1P/2P/3P
Breaking Capacity:6KA
Impulse Withstand Voltage:6KV
Mechanical Life:20000 times
Electrical Life:3000 times

Tripping Feature

B Type Curve
Protect the loading of low short-circuit current
Tripping Feature:Instantaneously tripping range:(4.4~6.6) I_n
C Type Curve
Protect normal loading and distribution cables
Tripping Feature:Instantaneously tripping range:(6.8~10.2) I_n

Environment

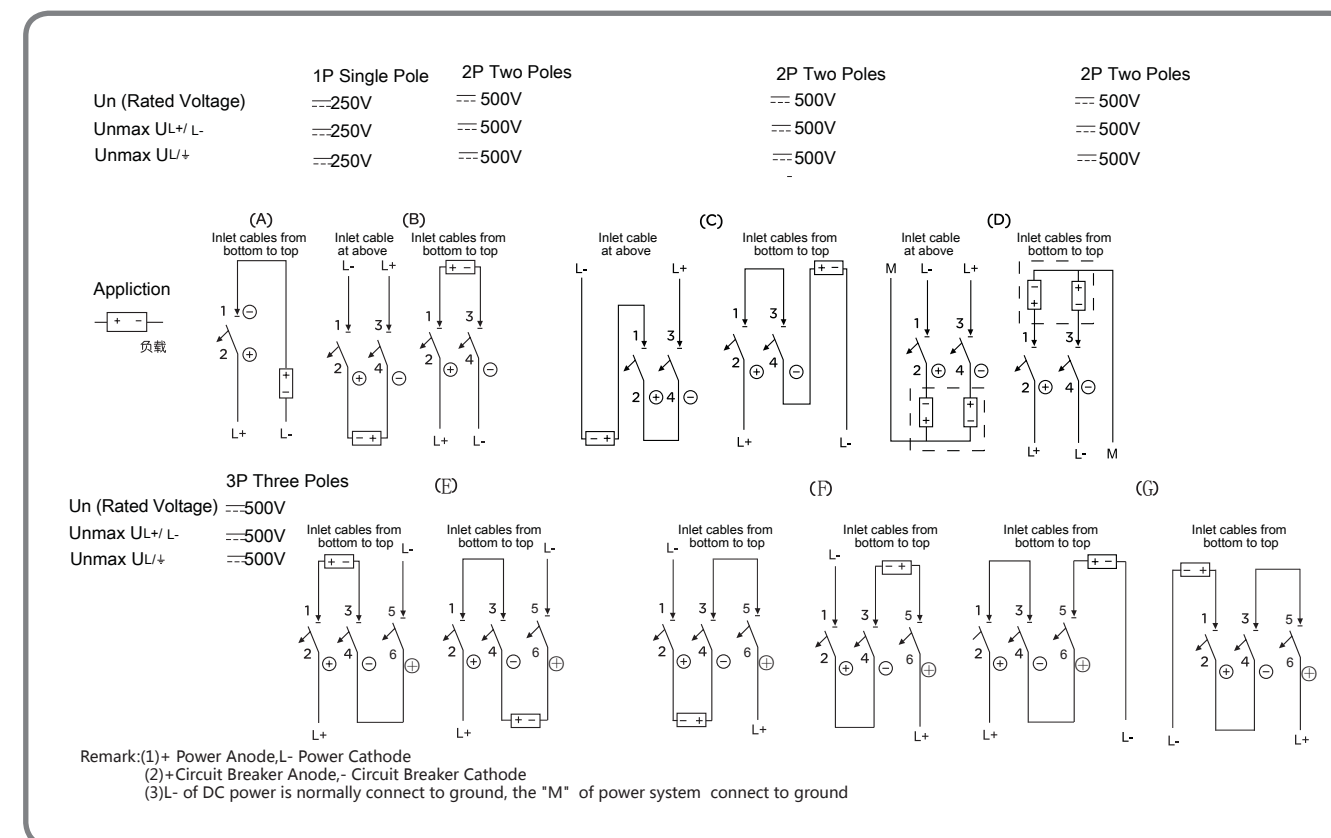
Operation Temperature:-25 C ~60 C

Installation

Module installation, installed on standard DIN guide rail
Rated Torque: 2.5N

Wiring

Tunnel type wiring terminal
Wiring terminal area: 1~63A,used for less than and equal to 25mm² wire



HDB3wZ DC Miniature Circuit Breaker

Standard:IEC/EN 60947-2



Coding System

HDB3wZ DC Miniature Circuit Breaker

Product Name	Breaking Capacity	Poles	Tripping type	Rated Current
HDB3wZ	Default	2	C	20
	Default: 6KA (1P: 250v, 2P/3P: 500v)	1:1P 2:2P 3:3P	B:B type C:C type	1:1A 2:2A 3:3A ... 63:63A

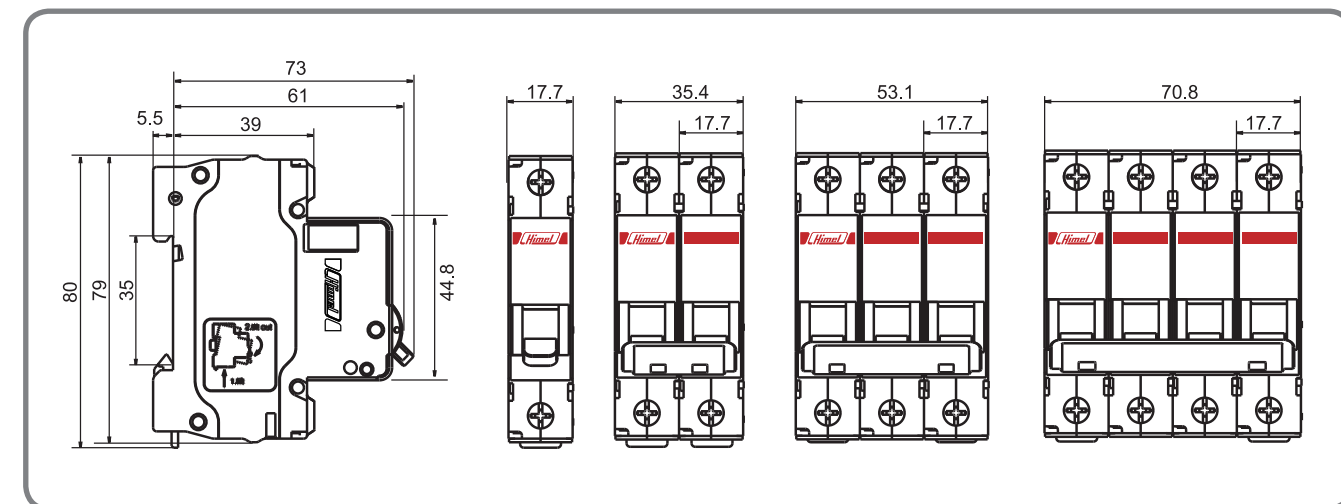
Breaking Capacity	Tripping type	Poles				
		1P	1P	2P		
6kA	B	HDB3wZ1B6	HDB3wZ2B6	HDB3wZ3B6		
		HDB3wZ1B8	HDB3wZ2B8	HDB3wZ3B8		
		HDB3wZ1B10	HDB3wZ2B10	HDB3wZ3B10		
		HDB3wZ1B13	HDB3wZ2B13	HDB3wZ3B13		
		HDB3wZ1B16	HDB3wZ2B16	HDB3wZ3B16		
		HDB3wZ1B20	HDB3wZ2B20	HDB3wZ3B20		
		HDB3wZ1B25	HDB3wZ2B25	HDB3wZ3B25		
		HDB3wZ1B32	HDB3wZ2B32	HDB3wZ3B32		
		HDB3wZ1B40	HDB3wZ2B40	HDB3wZ3B40		
		HDB3wZ1B50	HDB3wZ2B50	HDB3wZ3B50		
		HDB3wZ1B63	HDB3wZ2B63	HDB3wZ3B63		
		C	C	HDB3wZ1C1	HDB3wZ2C1	HDB3wZ3C1
				HDB3wZ1C2	HDB3wZ2C2	HDB3wZ3C2
HDB3wZ1C3	HDB3wZ2C3			HDB3wZ3C3		
HDB3wZ1C4	HDB3wZ2C4			HDB3wZ3C4		
HDB3wZ1C5	HDB3wZ2C5			HDB3wZ3C5		
HDB3wZ1C6	HDB3wZ2C6			HDB3wZ3C6		
HDB3wZ1C8	HDB3wZ2C8			HDB3wZ3C8		
HDB3wZ1C10	HDB3wZ2C10			HDB3wZ3C10		
HDB3wZ1C13	HDB3wZ2C13			HDB3wZ3C13		
HDB3wZ1C16	HDB3wZ2C16			HDB3wZ3C16		
HDB3wZ1C20	HDB3wZ2C20			HDB3wZ3C20		
HDB3wZ1C25	HDB3wZ2C25			HDB3wZ3C25		
HDB3wZ1C32	HDB3wZ2C32			HDB3wZ3C32		
HDB3wZ1C40	HDB3wZ2C40			HDB3wZ3C40		
HDB3wZ1C50	HDB3wZ2C50			HDB3wZ3C50		
HDB3wZ1C63	HDB3wZ2C63			HDB3wZ3C60		

HDB3wZ DC Miniature Circuit Breaker

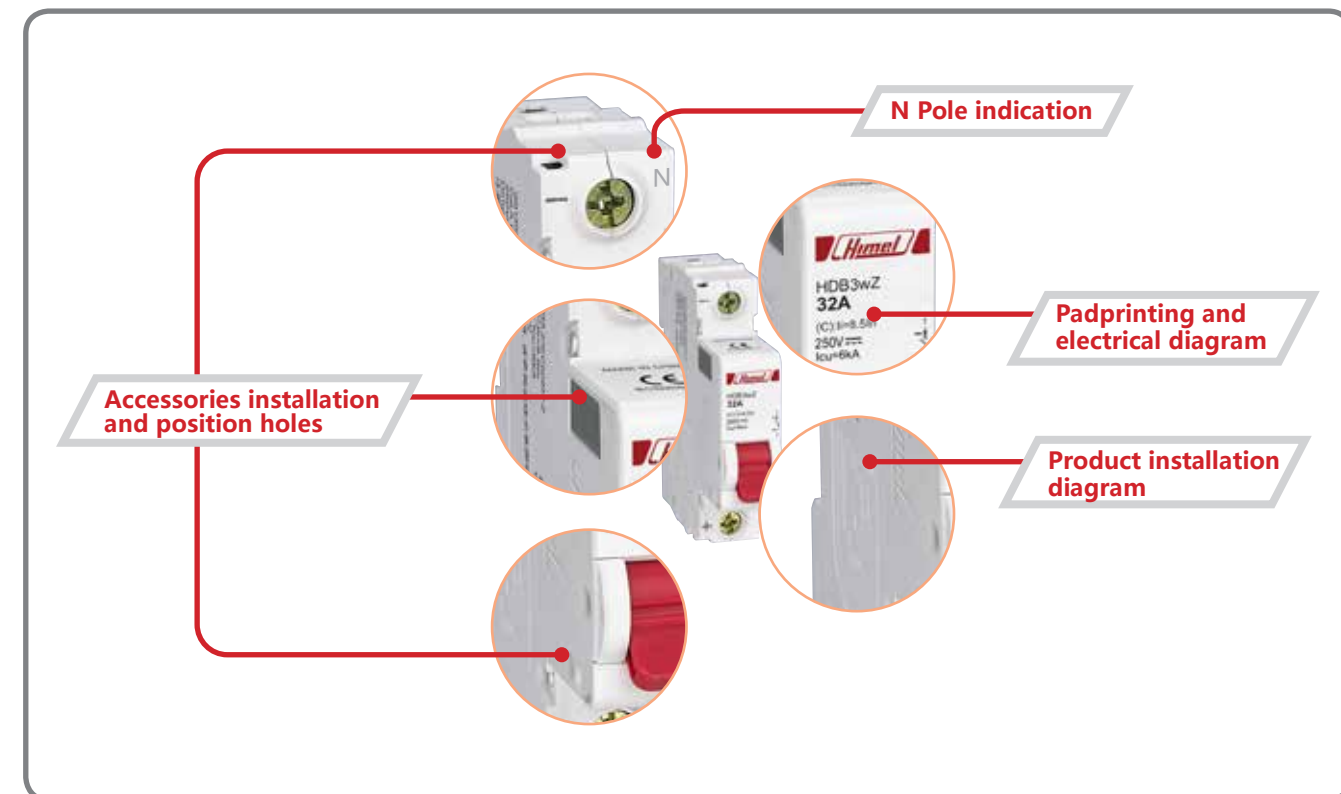
Standard:IEC/EN 60947-2



Installation Dimension



Product Details Display



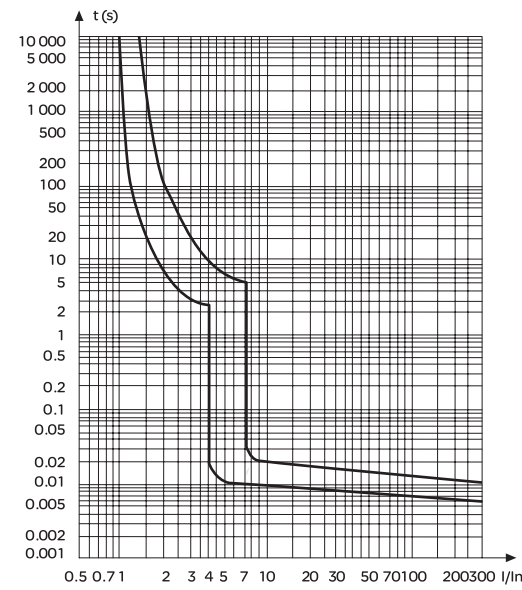
HDB3wZ DC Miniature Circuit Breaker

Standard: IEC/EN 60947-2



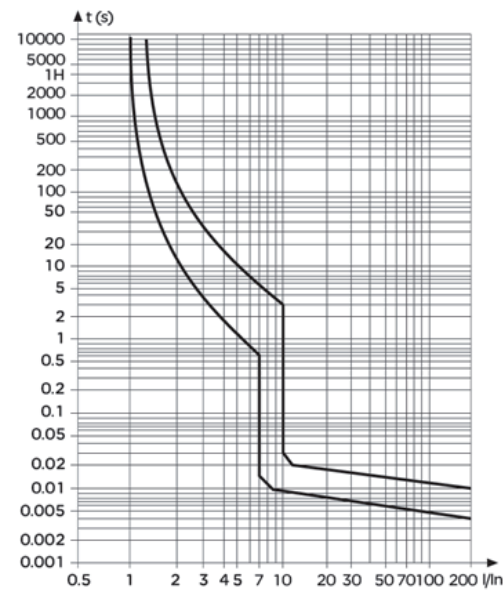
Tripping Curve

▼ B type curve: (4.4-6.6) In



HDB3wZ B Type Curve

▼ C Type Curve: (6.8-10.2) In



HDB3wZ C Type Curve

HDB6s 18mm Miniature Circuit Breaker

Standard: IEC/EN 60898-1


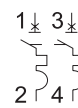


Function

HDB6s miniature circuit breakers combine the following functions:

- Protection of circuits against overload currents
- Protection of circuits against short-circuit currents
- Control
- Isolation

Order Information

Type	Breaking Capacity (kA)	Rating (A)	Width	Reference		
				B curve	C curve	D curve
1P 	4.5/6	1	2	HDB6sN1B1	HDB6sN1C1	HDB6sL1D1
		2	2	HDB6sN1B2	HDB6sN1C2	HDB6sL1D2
		3	2	HDB6sN1B3	HDB6sN1C3	HDB6sL1D3
		4	2	HDB6sN1B4	HDB6sN1C4	HDB6sL1D4
		5	2	HDB6sN1B5	HDB6sN1C5	HDB6sL1D5
		6	2	HDB6sN1B6	HDB6sN1C6	HDB6sL1D6
		8	2	HDB6sN1B8	HDB6sN1C8	HDB6sL1D8
		10	2	HDB6sN1B10	HDB6sN1C10	HDB6sL1D10
		13	2	HDB6sN1B13	HDB6sN1C13	HDB6sL1D13
		16	2	HDB6sN1B16	HDB6sN1C16	HDB6sL1D16
		20	2	HDB6sN1B20	HDB6sN1C20	HDB6sL1D20
		25	2	HDB6sN1B25	HDB6sN1C25	HDB6sL1D25
		40	2	HDB6sN1B40	HDB6sN1C40	HDB6sL1D40
		50	2	HDB6sL1B50	HDB6sL1C50	HDB6sL1D50
63	2	HDB6sL1B63	HDB6sL1C63	HDB6sL1D63		
2P 	4.5/6	1	4	HDB6sN2B1	HDB6sN2C1	HDB6sL2D1
		2	4	HDB6sN2B2	HDB6sN2C2	HDB6sL2D2
		3	4	HDB6sN2B3	HDB6sN2C3	HDB6sL2D3
		4	4	HDB6sN2B4	HDB6sN2C4	HDB6sL2D4
		5	4	HDB6sN2B5	HDB6sN2C5	HDB6sL2D5
		6	4	HDB6sN2B6	HDB6sN2C6	HDB6sL2D6
		8	4	HDB6sN2B8	HDB6sN2C8	HDB6sL2D8
		10	4	HDB6sN2B10	HDB6sN2C10	HDB6sL2D10
		13	4	HDB6sN2B13	HDB6sN2C13	HDB6sL2D13
		16	4	HDB6sN2B16	HDB6sN2C16	HDB6sL2D16
		20	4	HDB6sN2B20	HDB6sN2C20	HDB6sL2D20
		25	4	HDB6sN2B25	HDB6sN2C25	HDB6sL2D25
		32	4	HDB6sN2B32	HDB6sN2C32	HDB6sL2D32
		40	4	HDB6sN2B40	HDB6sN2C40	HDB6sL2D40
50	4	HDB6sL2B50	HDB6sL2C50	HDB6sL2D50		
63	4	HDB6sL2B63	HDB6sL2C63	HDB6sL2D63		

Note: Width refers to multiple of 9mm



HDB6s Miniature Circuit Breaker


Standard: IEC/EN 60898-1



Order Information

Type	Breaking Capacity (kA)	Rating (A)	Width	Reference				
				B curve	C curve	D curve		
3P 	4.5/6	1	6	HDB6sN3B1	HDB6sN3C1	HDB6sL3D1		
		2	6	HDB6sN3B2	HDB6sN3C2	HDB6sL3D2		
		3	6	HDB6sN3B3	HDB6sN3C3	HDB6sL3D3		
		4	6	HDB6sN3B4	HDB6sN3C4	HDB6sL3D4		
		5	6	HDB6sN3B5	HDB6sN3C5	HDB6sL3D5		
		6	6	HDB6sN3B6	HDB6sN3C6	HDB6sL3D6		
		8	6	HDB6sN3B8	HDB6sN3C8	HDB6sL3D8		
		10	6	HDB6sN3B10	HDB6sN3C10	HDB6sL3D10		
		13	6	HDB6sN3B13	HDB6sN3C13	HDB6sL3D13		
		16	6	HDB6sN3B16	HDB6sN3C16	HDB6sL3D16		
		20	6	HDB6sN3B20	HDB6sN3C20	HDB6sL3D20		
		25	6	HDB6sN3B25	HDB6sN3C25	HDB6sL3D25		
		32	6	HDB6sN3B32	HDB6sN3C32	HDB6sL3D32		
		40	6	HDB6sN3B40	HDB6sN3C40	HDB6sL3D40		
		50	6	HDB6sL3B50	HDB6sL3C50	HDB6sL3D50		
		63	6	HDB6sL3B63	HDB6sL3C63	HDB6sL3D63		
		4P 	4.5/6	1	8	HDB6sN4B1	HDB6sN4C1	HDB6sL4D1
				2	8	HDB6sN4B2	HDB6sN4C2	HDB6sL4D2
				3	8	HDB6sN4B3	HDB6sN4C3	HDB6sL4D3
4	8			HDB6sN4B4	HDB6sN4C4	HDB6sL4D4		
5	8			HDB6sN4B5	HDB6sN4C5	HDB6sL4D5		
6	8			HDB6sN4B6	HDB6sN4C6	HDB6sL4D6		
8	8			HDB6sN4B8	HDB6sN4C8	HDB6sL4D8		
10	8			HDB6sN4B10	HDB6sN4C10	HDB6sL4D10		
13	8			HDB6sN4B13	HDB6sN4C13	HDB6sL4D13		
16	8			HDB6sN4B16	HDB6sN4C16	HDB6sL4D16		
20	8			HDB6sN4B20	HDB6sN4C20	HDB6sL4D20		
25	8			HDB6sN4B25	HDB6sN4C25	HDB6sL4D25		
32	8			HDB6sN4B32	HDB6sN4C32	HDB6sL4D32		
40	8			HDB6sN4B40	HDB6sN4C40	HDB6sL4D40		
50	8			HDB6sL4B50	HDB6sL4C50	HDB6sL4D50		
63	8			HDB6sL4B63	HDB6sL4C63	HDB6sL4D63		

Note: Width refers to multiple of 9mm



HDB6s Miniature Circuit Breaker

Standard: IEC/EN 60898-1



Technical Data

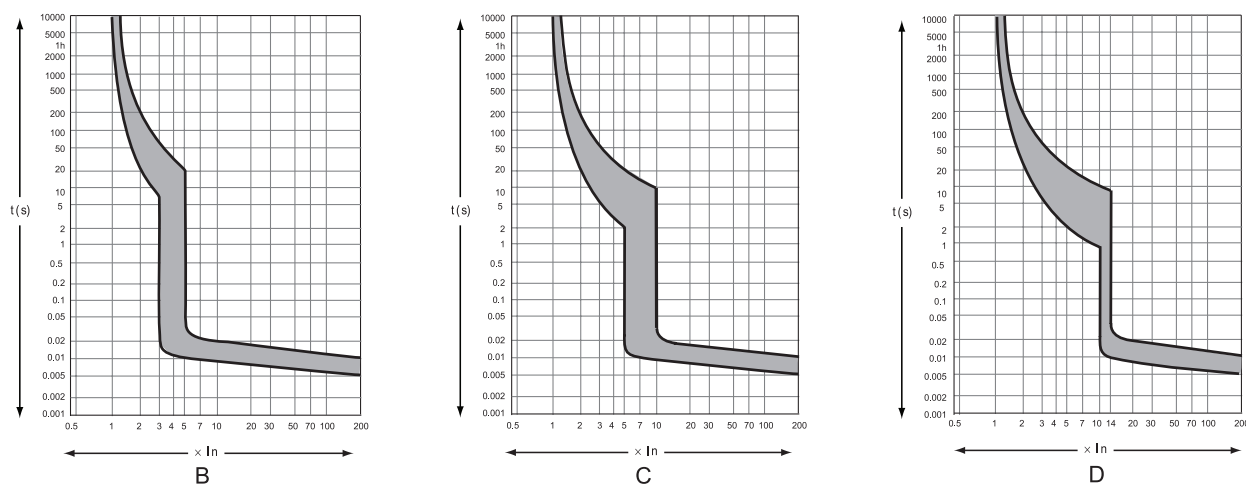
MCB	HDB6s 18mm Circuit Breaker				
Electrical Features	Standard	IEC/EN 60898-1			
	Certification	KEMA CB CE			
	Poles	1-4P			
	Rated Current In(A)	1, 2, 3, 4, 5, 6, 8, 10, 13, 16, 20, 25, 32, 40, 50, 63			
	Rated Voltage Ue	230/400V AC			
	Insulation Voltage Ui	500V			
	Breaking Capacity Icn				
	Rate current(A)	Breaking capacity Icn (kA)	Type	Poles	Voltage (V)
	1-40	6	B,C	1P 2P, 3P, 4P	230/400 400
	50,63	4.5	B,C	1P 2P, 3P, 4P	230/400 400
1-63	4.5	D	1P 2P, 3P, 4P	230/400 400	
Tripping Curve (see following tripping curve pictures)					
B Curve: The magnetic release operates between 3 and 5 In					
C Curve: The magnetic release operates between 5 and 10 In					
D Curve: The magnetic release operates between 10 and 14 In					
Mechanical Features	Electrical Durability	4000 times			
	Mechanical Durability	10000 times			
	Protection Degree	2			
	Tropicalization	Treatment 2			
	Ambient Temperature	-5°C~+40°C			
Connection	Up to 25mm ² cables				
Installation	Rated Current(A)	Screw	Rated Torque (Nm)	Maximum Ultimate Torque	
	1-63	M5	2.5	4.5	
Mounting	35mm Din-rail				
Accessories	Contact Accessory	OF			
	Fault-indicating Accessories	SD			
	Shunt-trip Release	MX+OF			

HDB6s Miniature Circuit Breaker

Standard: IEC/EN 60898-1

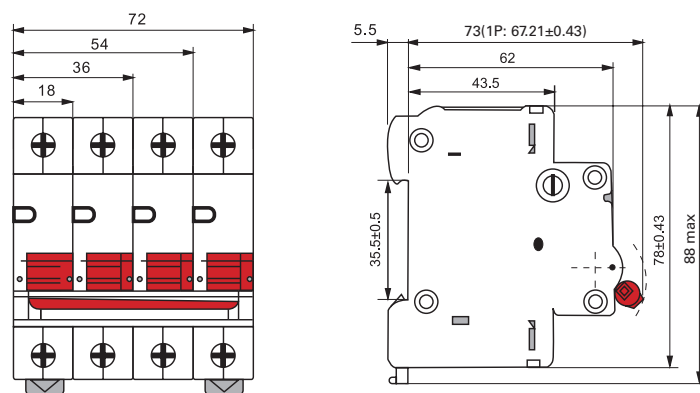


Tripping Curves



Overall Dimensions

Unit: mm



HDB9 18mm Miniature Circuit Breaker

Standard: IEC/EN 60898-1



Function

HDB9 miniature circuit breakers combine the following functions:

- Protection of circuits against overload currents
- Protection of circuits against short-circuit currents
- Control
- Isolation

Order Information

Type	Breaking Capacity (kA)	Rating (A)	Width	Reference				
				B curve	C curve	D curve		
1P 	6	1	2		HDB9N631C1	HDB9N631D1		
		2	2		HDB9N631C2	HDB9N631D2		
		4	2		HDB9N631C4	HDB9N631D4		
		6	2	HDB9N631B6	HDB9N631C6	HDB9N631D6		
		10	2	HDB9N631B10	HDB9N631C10	HDB9N631D10		
		16	2	HDB9N631B16	HDB9N631C16	HDB9N631D16		
		20	2	HDB9N631B20	HDB9N631C20	HDB9N631D20		
		25	2	HDB9N631B25	HDB9N631C25	HDB9N631D25		
		32	2	HDB9N631B32	HDB9N631C32	HDB9N631D32		
		40	2	HDB9N631B40	HDB9N631C40	HDB9N631D40		
		50	2	HDB9N631B50	HDB9N631C50	HDB9N631D50		
		63	2	HDB9N631B63	HDB9N631C63	HDB9N631D63		
		10 	10	1	2		HDB9H631C1	HDB9H631D1
				2	2		HDB9H631C2	HDB9H631D2
4	2				HDB9H631C4	HDB9H631D4		
6	2			HDB9H631B6	HDB9H631C6	HDB9H631D6		
10	2			HDB9H631B10	HDB9H631C10	HDB9H631D10		
16	2			HDB9H631B16	HDB9H631C16	HDB9H631D16		
20	2			HDB9H631B20	HDB9H631C20	HDB9H631D20		
25	2			HDB9H631B25	HDB9H631C25	HDB9H631D25		
32	2			HDB9H631B32	HDB9H631C32	HDB9H631D32		
40	2			HDB9H631B40	HDB9H631C40	HDB9H631D40		
50	2			HDB9H631B50	HDB9H631C50	HDB9H631D50		
63	2			HDB9H631B63	HDB9H631C63	HDB9H631D63		

Note: Width refers to multiple of 9mm

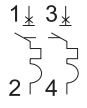



HDB9 18mm Miniature Circuit Breaker

Standard: IEC/EN 60898-1



Order Information

Type	Breaking Capacity (kA)	Rating (A)	Width	Reference				
				B curve	C curve	D curve		
2P 	6	1	4		HDB9N632C1	HDB9N632D1		
		2	4		HDB9N632C2	HDB9N632D2		
		4	4		HDB9N632C4	HDB9N632D4		
		6	4	HDB9N632B6	HDB9N632C6	HDB9N632D6		
		10	4	HDB9N632B10	HDB9N632C10	HDB9N632D10		
		16	4	HDB9N632B16	HDB9N632C16	HDB9N632D16		
		20	4	HDB9N632B20	HDB9N632C20	HDB9N632D20		
		25	4	HDB9N632B25	HDB9N632C25	HDB9N632D25		
		32	4	HDB9N632B32	HDB9N632C32	HDB9N632D32		
		40	4	HDB9N632B40	HDB9N632C40	HDB9N632D40		
		50	4	HDB9N632B50	HDB9N632C50	HDB9N632D50		
		63	4	HDB9N632B63	HDB9N632C63	HDB9N632D63		
		10	10	1	4		HDB9H632C1	HDB9H632D1
				2	4		HDB9H632C2	HDB9H632D2
4	4				HDB9H632C4	HDB9H632D4		
6	4			HDB9H632B6	HDB9H632C6	HDB9H632D6		
10	4			HDB9H632B10	HDB9H632C10	HDB9H632D10		
16	4			HDB9H632B16	HDB9H632C16	HDB9H632D16		
20	4			HDB9H632B20	HDB9H632C20	HDB9H632D20		
25	4			HDB9H632B25	HDB9H632C25	HDB9H632D25		
32	4			HDB9H632B32	HDB9H632C32	HDB9H632D32		
40	4			HDB9H632B40	HDB9H632C40	HDB9H632D40		
50	4			HDB9H632B50	HDB9H632C50	HDB9H632D50		
63	4			HDB9H632B63	HDB9H632C63	HDB9H632D63		
3P 	6			1	6		HDB9N633C1	HDB9N633D1
				2	6		HDB9N633C2	HDB9N633D2
		4	6		HDB9N633C4	HDB9N633D4		
		6	6	HDB9N633B6	HDB9N633C6	HDB9N633D6		
		10	6	HDB9N633B10	HDB9N633C10	HDB9N633D10		
		16	6	HDB9N633B16	HDB9N633C16	HDB9N633D16		
		20	6	HDB9N633B20	HDB9N633C20	HDB9N633D20		
		25	6	HDB9N633B25	HDB9N633C25	HDB9N633D25		
		32	6	HDB9N633B32	HDB9N633C32	HDB9N633D32		
		40	6	HDB9N633B40	HDB9N633C40	HDB9N633D40		
		50	6	HDB9N633B50	HDB9N633C50	HDB9N633D50		
		63	6	HDB9N633B63	HDB9N633C63	HDB9N633D63		

Note: Width refers to multiple of 9mm

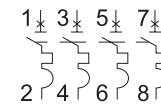


HDB9 18mm Miniature Circuit Breaker

Standard: IEC/EN 60898-1



Order Information

Type	Breaking Capacity (kA)	Rating (A)	Width	Reference				
				B curve	C curve	D curve		
10	10	1	6		HDB9H633C1	HDB9H633D1		
		2	6		HDB9H633C2	HDB9H633D2		
		4	6		HDB9H633C4	HDB9H633D4		
		6	6	HDB9H633B6	HDB9H633C6	HDB9H633D6		
		10	6	HDB9H633B10	HDB9H633C10	HDB9H633D10		
		16	6	HDB9H633B16	HDB9H633C16	HDB9H633D16		
		20	6	HDB9H633B20	HDB9H633C20	HDB9H633D20		
		25	6	HDB9H633B25	HDB9H633C25	HDB9H633D25		
		32	6	HDB9H633B32	HDB9H633C32	HDB9H633D32		
		40	6	HDB9H633B40	HDB9H633C40	HDB9H633D40		
		50	6	HDB9H633B50	HDB9H633C50	HDB9H633D50		
		63	6	HDB9H633B63	HDB9H633C63	HDB9H633D63		
		4P 	6	1	8		HDB9N634C1	HDB9N634D1
				2	8		HDB9N634C2	HDB9N634D2
4	8				HDB9N634C4	HDB9N634D4		
6	8			HDB9N634B6	HDB9N634C6	HDB9N634D6		
10	8			HDB9N634B10	HDB9N634C10	HDB9N634D10		
16	8			HDB9N634B16	HDB9N634C16	HDB9N634D16		
20	8			HDB9N634B20	HDB9N634C20	HDB9N634D20		
25	8			HDB9N634B25	HDB9N634C25	HDB9N634D25		
32	8			HDB9N634B32	HDB9N634C32	HDB9N634D32		
40	8			HDB9N634B40	HDB9N634C40	HDB9N634D40		
50	8			HDB9N634B50	HDB9N634C50	HDB9N634D50		
63	8			HDB9N634B63	HDB9N634C63	HDB9N634D63		
10	10			1	8		HDB9H634C1	HDB9H634D1
				2	8		HDB9H634C2	HDB9H634D2
		4	8		HDB9H634C4	HDB9H634D4		
		6	8	HDB9H634B6	HDB9H634C6	HDB9H634D6		
		10	8	HDB9H634B10	HDB9H634C10	HDB9H634D10		
		16	8	HDB9H634B16	HDB9H634C16	HDB9H634D16		
		20	8	HDB9H634B20	HDB9H634C20	HDB9H634D20		
		25	8	HDB9H634B25	HDB9H634C25	HDB9H634D25		
		32	8	HDB9H634B32	HDB9H634C32	HDB9H634D32		
		40	8	HDB9H634B40	HDB9H634C40	HDB9H634D40		
		50	8	HDB9H634B50	HDB9H634C50	HDB9H634D50		
		63	8	HDB9H634B63	HDB9H634C63	HDB9H634D63		

Note: Width refers to multiple of 9 mm.



HDB9 18mm Miniature Circuit Breaker

Standard: IEC/EN 60898-1



Technical Data

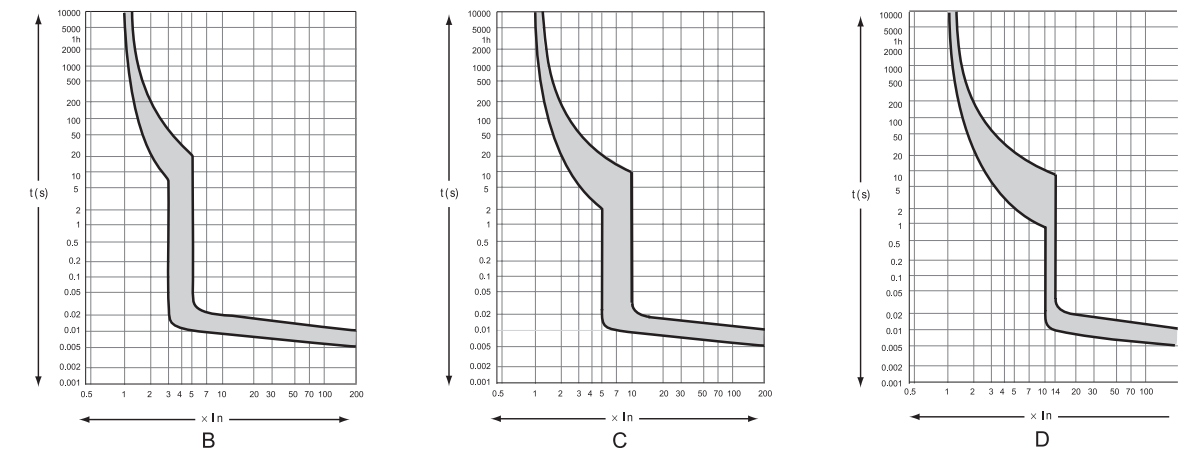
MCB	HDB9 18mm Circuit Breaker				
Electrical Features	Standard	IEC/EN 60898-1			
	Certification	KEMA CB CE RoHS			
	Poles	1-4P			
	Rated Current In	1, 2, 4, 6, 10, 16, 20, 25, 32, 40, 50, 63 A			
	Rated Voltage Ue	230/400V AC			
	Insulation Voltage Ui	500V			
	Breaking Capacity Icn				
	Rate current(A)	Breaking capacity Icn (kA)	Type	Poles	Voltage (V)
	1-63	6	B,C,D	1P 2P, 3P, 4P	230/400 400
	1-63	10	B,C,D	1P 2P, 3P, 4P	230/400 400
Tripping Curve (see following tripping curve pictures)					
	B Curve: the magnetic release operates between 3 and 5 In				
	C Curve: the magnetic release operates between 5 and 10 In				
	D Curve: the magnetic release operates between 10 and 14 In				
Mechanical Features	Electrical Durability	10000 times			
	Mechanical Durability	20000 times			
	Protection Degree	2			
	Ambient Temperature	-30°C ~ +70°C			
Connection	1-32A	Up to 25mm ² cables	40-63	Up to 35mm ² cables	
Installation	Rated Current(A)	Screw	Rated Torque (Nm)	Maximum Ultimate Torque	
	1-32	M5	2.0	3.5	
	40-63	M6.5	3.5	3.5	
Mounting	35mm Din-rail				
Accessories	Contact Accessory	OF			
	Fault-indicating Accessories	SD			
	Shunt -trip release	MX+OF			

HDB9 18mm Miniature Circuit Breaker

Standard: IEC/EN 60898-1

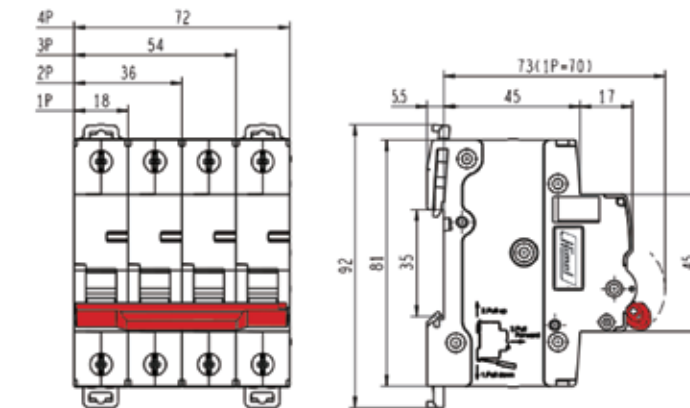


Tripping Curve




Overall Dimensions

Unit: mm



Accessories



HDB9Z DC Miniature Circuit Breaker

Standard: IEC 60947.2



Function

HDB9Z DC miniature circuit breakers combine the following functions:

- Protection of circuits against overload current;
- Protection of circuits against short-circuit currents;
- Control and isolation;

Order Information

Model	Frame	Poles	Curve	Rated current
HDB9Z	63	1	B	1
		1:1P	B:B curve	1:1
	63:63AF	2:2P	C:C curve	2:2
		4:4P		...
				63:63

Type	Rating current	Reference	
	(A)	B curve	C curve
1P	1	HDB9Z631B1	HDB9Z631C1
	2	HDB9Z631B2	HDB9Z631C2
	4	HDB9Z631B4	HDB9Z631C4
	6	HDB9Z631B6	HDB9Z631C6
	10	HDB9Z631B10	HDB9Z631C10
	16	HDB9Z631B16	HDB9Z631C16
	20	HDB9Z631B20	HDB9Z631C20
	25	HDB9Z631B25	HDB9Z631C25
	32	HDB9Z631B32	HDB9Z631C32
	40	HDB9Z631B40	HDB9Z631C40
	50	HDB9Z631B50	HDB9Z631C50
	63	HDB9Z631B63	HDB9Z631C63



HDB9Z DC Miniature Circuit Breaker

Standard: IEC 60947.2



Type	Rating current	Reference	
	(A)	B curve	C curve
2P	1	HDB9Z632B1	HDB9Z632C1
	2	HDB9Z632B2	HDB9Z632C2
	4	HDB9Z632B4	HDB9Z632C4
	6	HDB9Z632B6	HDB9Z632C6
	10	HDB9Z632B10	HDB9Z632C10
	16	HDB9Z632B16	HDB9Z632C16
	20	HDB9Z632B20	HDB9Z632C20
	25	HDB9Z632B25	HDB9Z632C25
	32	HDB9Z632B32	HDB9Z632C32
	40	HDB9Z632B40	HDB9Z632C40
	50	HDB9Z632B50	HDB9Z632C50
	63	HDB9Z632B63	HDB9Z632C63
	4P	1	HDB9Z634B1
2		HDB9Z634B2	HDB9Z634C2
4		HDB9Z634B4	HDB9Z634C4
6		HDB9Z634B6	HDB9Z634C6
10		HDB9Z634B10	HDB9Z634C10
16		HDB9Z634B16	HDB9Z634C16
20		HDB9Z634B20	HDB9Z634C20
25		HDB9Z634B25	HDB9Z634C25
32		HDB9Z634B32	HDB9Z634C32
40		HDB9Z634B40	HDB9Z634C40
50		HDB9Z634B50	HDB9Z634C50
63		HDB9Z634B63	HDB9Z634C63



HDB9Z DC Miniature Circuit Breaker

Standard: IEC 60947.2



Technical Data

DC MCB	HDB9Z DC Circuit Breaker
General	
Standard	IEC60947.2
Certificate	CE CB Semko RoHS
Application	For final distribution in Industry, domestic building, power and basic facilities
	Mechanical Performance
Installation	Standard DIN rail
Line Load	
Connection	1 ~ 63A: up to 25mm ²
Terminals	Tunnel Terminal
Protection Degree	IP20
Rated Torque (Nm)	Up to 32A: 2.5 40-63A: 3.5
Locking Function	Locked at OFF Position
Tripping Indication (Indicator)	Yes
	Electrical Performance
Functions	Overload Protection
	Short-circuit Protection
	Insulation
	Control
Poles	1P/2P/4P
Frame Size	63A
Rated Current	1,2,4,6,10,16,20,25,32,40,50,63A
Tripping Curve	I _n =5.5I _n ±20%, I _i =8.5I _n ±20%
Breaking Capacity	6kA, 10kA
Rated Working Voltage (U _e AC)	DC: 1P/2P 125V/250V (10KA) 1P/2P 250V/500V(6KA) 4P 1000V(6KA)

HDB9Z DC Miniature Circuit Breaker

Standard: IEC 60947.2



U _{imp}	6kV
Quick Closing Tech	Yes
Acc	OF/SD/MX+OF OF/SD/MX+OF
ME	20000 times (O-C)
EE	10000 times (O-C)
Using Environment	Working Temp: -30°C ~ 70°C
	Altitude: Lower than 2000m
	Tropicalization: treatment 2
Storage Temp.	-40°C to +85°C
Environment	
Pollution Degree	2

Accessories



HDB3w-125 Molded Case Circuit Breaker

IEC/EN60947-2



HDB3w-125 Molded Case Circuit Breaker has The Following Features

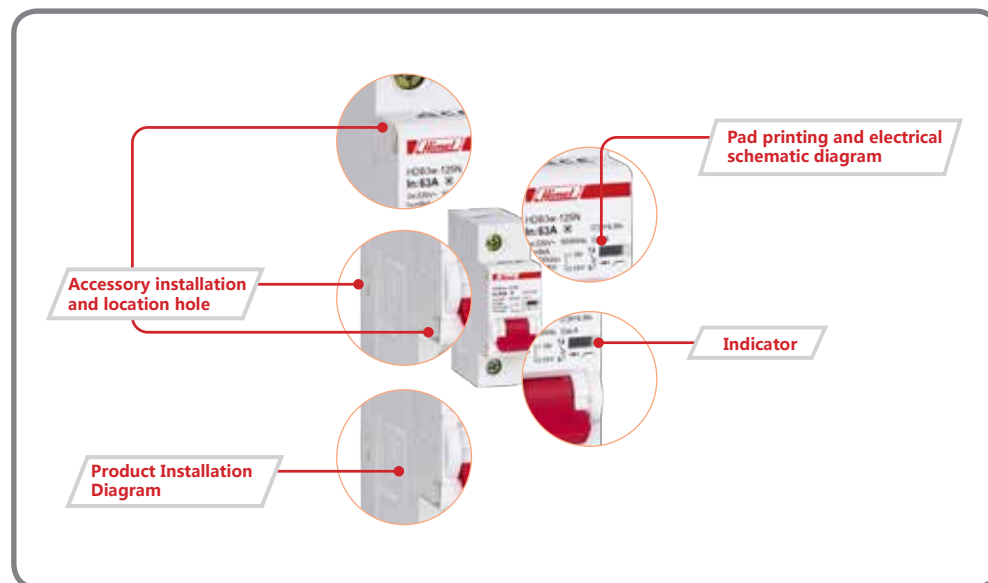
- Short circuit protection
- Overload protection
- Isolating function

Main Features

Rated operating voltage (V)	1P: 230VAC 2P,3P,4P: 400VAC
Rated current (A)	63-125
Rated frequency (Hz)	50/60
Poles	1P,2P,3P,4P
Breaking capacity (kA)	6, 10



Product Details Display



HDB3w-125 Molded Case Circuit Breaker

IEC/EN60947-2

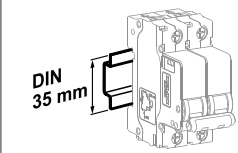


Electrical Characteristics

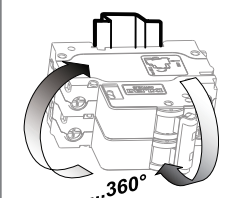
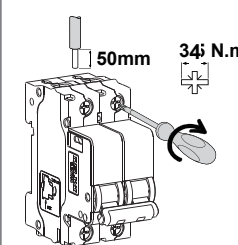
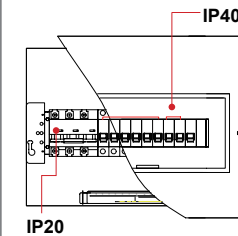
Rated insulation voltage U_i	(V)	250 (phase-to-ground) / 500 (phase-to-phase)
Rated working voltage U_{Bmax}	1P (V)	230VAC
	2P,3P,4P	400VAC
Rated short-circuit capacity I_{cn} (IEC/EN60898)	(KA)	6, 10
Rated impulse withstand voltage	(KV)	4
Dielectric test voltage		2kV (50/60Hz 1 minute)
Isolating function		Available
Pollution class		2
Tripping type		Thermal magnetic tripping
Thermal magnetic trip characteristics	C curve ($I_i=8.5I_n$)	■
	D curve ($I_i=12I_n$)	■
Electrical and mechanical accessories		■

Mechanical characteristics

Handle		Red, pad printing indicating ON-OFF position
Mechanical life	Times	8500 times ($I_n \leq 100A$) 7000 times ($I_n > 100A$)
Electrical life	Times	1500 times ($I_n \leq 100A$) 1000 times ($I_n > 100A$)
Protection rating	Installed in distribution box	IP40
	Installed directly	IP20
Mechanical shock resistance		30g, 3 shocks, last for 11ms (Places with no significant vibration or shock)
Anti-vibration (IEC/EN 60947-2)		Places with no significant vibration or shock
Reference ambient temperature	°C	30°C
Operating ambient temperature (daily mean temperature $\leq +35^\circ C$)	°C	-20°C ~+60°C
Storage temperature	°C	-40°C ~+70°C



Installed on 35mm standard guide rail



Flexible installation direction

HDB3w-125 Molded Case Circuit Breaker

IEC/EN60947-2



Installation features

Terminal type	Tunnel terminal	
Maximum wiring capacity	(A)	Current ratings 63-125:50mm ²
Maximum ultimate torque	(A)	Current ratings 63-125:3.5N.m
Tools	Cross head screwdriver or flathead screwdriver	
Installation	Installed on standard DIN guide rail (35mm)	
Line incoming mode	Top or bottom	

Temperature (C)

Rated value Current (A)	-20	-10	0	10	20	30	40	50	60
63	78.8	75.6	72.5	69.3	66.2	63	59.2	56.1	53
80	100	96	92	88	84	80	75.2	71	67
100	125	120	115	110	105	100	94	88	80
125	169.2	162.8	143.8	137.5	131.2	125	117.8	111.5	105





HDB3w-125 Molded Case Circuit Breaker

IEC/EN60947-2



HDB3w-125 Molded Case Circuit Breaker

Product name	Breaking capacity	Poles	Trip type	Rated current
HDB3w-125	N	1	C	63
	N:6kA H:10kA	1: 1P 2: 2P 3: 3P 4: 4P	C: C curve (Ii=8.5In) D: D curve (Ii=12In)	63: 63A 80: 80A 100: 100A 125: 125A

HDB3w-125 Breaking capacity	Pole	Rated current	Trip type	
			C	D
6kA	1P 	63	HDB3w125N1C63	HDB3w125N1D63
		80	HDB3w125N1C80	HDB3w125N1D80
		100	HDB3w125N1C100	HDB3w125N1D100
		125	HDB3w125N1C125	HDB3w125N1D125
	2P 	63	HDB3w125N2C63	HDB3w125N2D63
		80	HDB3w125N2C80	HDB3w125N2D80
		100	HDB3w125N2C100	HDB3w125N2D100
		125	HDB3w125N2C125	HDB3w125N2D125
	3P 	63	HDB3w125N3C63	HDB3w125N3D63
		80	HDB3w125N3C80	HDB3w125N3D80
		100	HDB3w125N3C100	HDB3w125N3D100
		125	HDB3w125N3C125	HDB3w125N3D125
	4P 	63	HDB3w125N4C63	HDB3w125N4D63
		80	HDB3w125N4C80	HDB3w125N4D80
		100	HDB3w125N4C100	HDB3w125N4D100
		125	HDB3w125N4C125	HDB3w125N4D125







HDB3w-125 Molded Case Circuit Breaker

IEC/EN60947-2



HDB3w-125 Molded Case Circuit Breaker

HDB3w-125 Breaking capacity	Pole	Rated current	Trip type	
			C	D
10kA	1P 	63	HDB3w125H1C63	HDB3w125H1D63
		80	HDB3w125H1C80	HDB3w125H1D80
		100	HDB3w125H1C100	HDB3w125H1D100
		125	HDB3w125H1C125	HDB3w125H1D125
	2P 	63	HDB3w125H2C63	HDB3w125H2D63
		80	HDB3w125H2C80	HDB3w125H2D80
		100	HDB3w125H2C100	HDB3w125H2D100
		125	HDB3w125H2C125	HDB3w125H2D125
	3P 	63	HDB3w125H3C63	HDB3w125H3D63
		80	HDB3w125H3C80	HDB3w125H3D80
		100	HDB3w125H3C100	HDB3w125H3D100
		125	HDB3w125H3C125	HDB3w125H3D125
4P 	63	HDB3w125H4C63	HDB3w125H4D63	
	80	HDB3w125H4C80	HDB3w125H4D80	
	100	HDB3w125H4C100	HDB3w125H4D100	
	125	HDB3w125H4C125	HDB3w125H4D125	

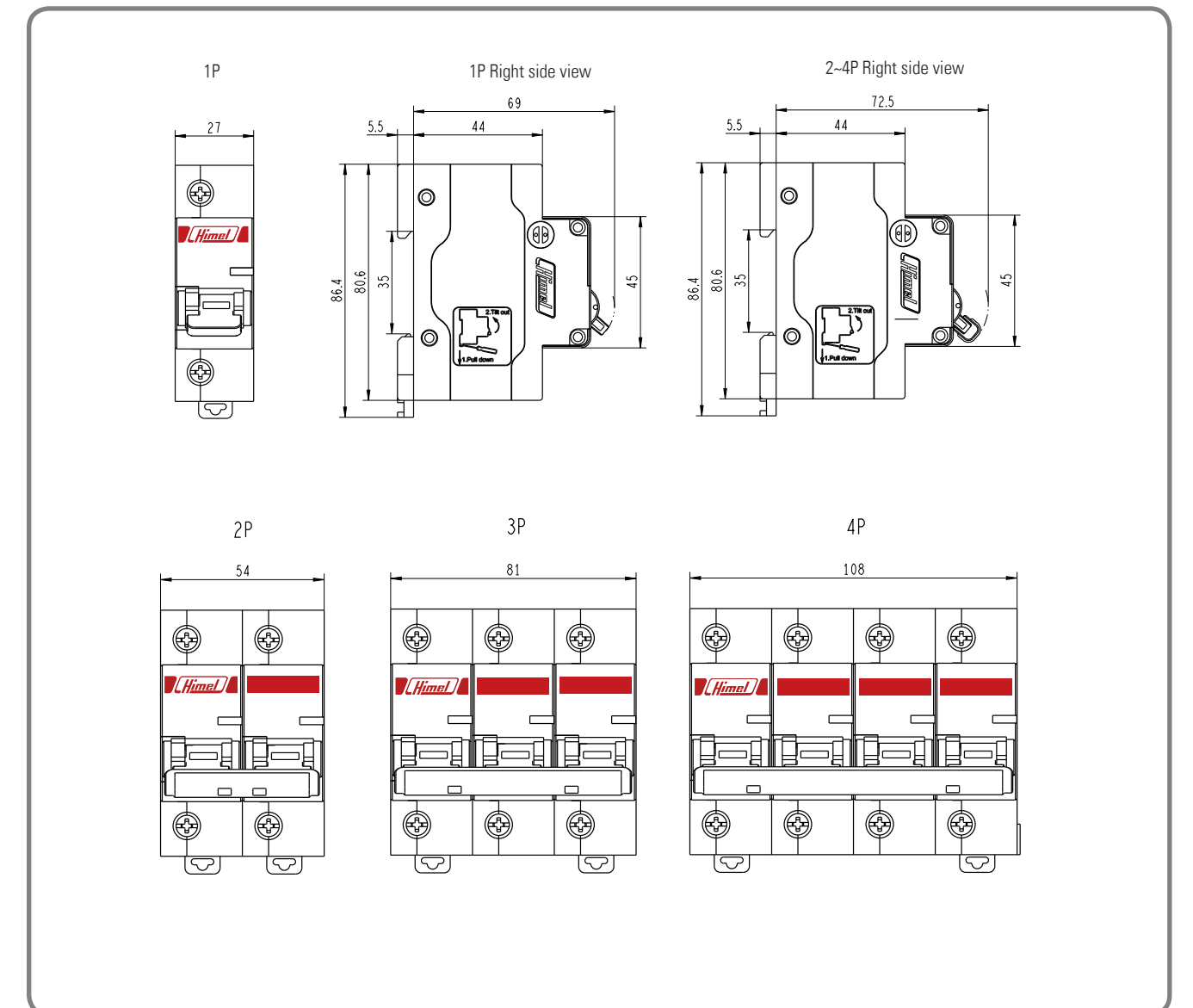


HDB3w-125 Molded Case Circuit Breaker

IEC/EN60947-2



HDB3w-125 Molded Case Circuit Breaker



HDB3wHP Phase Line + Neutral Line Circuit Breaker

IEC/EN60898-1



HDB3wHP Technical Parameters

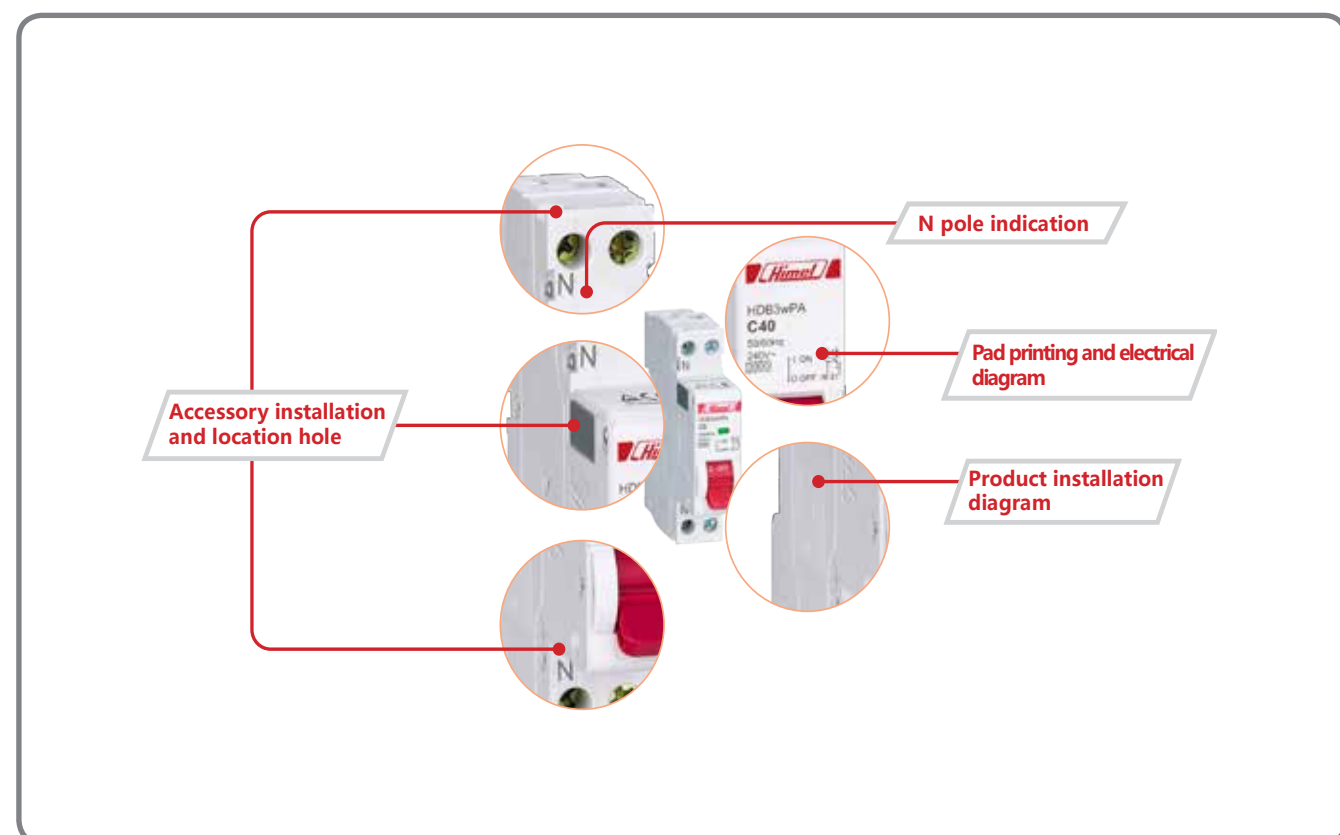
- Short circuit protection
- Overload protection
- Isolating function

Main Features

Rated operating voltage (V)	1P+N: 240 AC
Rated current (A)	6-40
Rated frequency (Hz)	50/60
Poles	1P+N
Breaking capacity (kA)	3,4,5



Product Details Display



HDB3wHP Phase Line + Neutral Line Circuit Breaker

IEC/EN60898-1

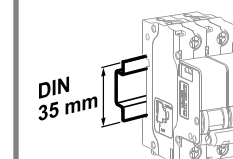


Electrical Characteristics

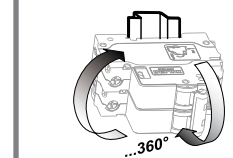
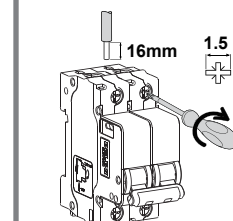
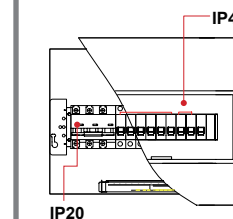
Rated insulation voltage U_i	(V)	250 (phase-to-ground) / 500 (phase-to-phase)
Rated working voltage U_{Bmax}	1P+N (V)	240AC
Rated short-circuit capacity I_{cn} (IEC/EN60898)	(kA)	3,4,5
Rated impulse withstand voltage (1.2/50)	(KV)	4
Dielectric test voltage		2kV (50/60HZ, 1 minute)
Use category		A
Isolating function		Available
Pollution class		2
Tripping type		Thermal magnetic tripping
Thermal magnetic trip characteristics	C curve (5In~10In)	■
	D curve (10In~14In)	■
Electrical and mechanical accessories		■

Mechanical Characteristics

Handle		Red, pad printing indicating ON-OFF position
Mechanical life	Times	10000
Electrical life	Times	4000
Protection rating	Installed in distribution box	IP40
	Installed directly	IP20
Mechanical shock resistance		30g, 3 shocks, last for 11ms (Places with no significant vibration or shock)
Anti-vibration (IEC/EN 60068-2-6)		(Places with no significant vibration or shock)
High temperature humidity resistant	High temperature humidity (°C /RH)	Category 2, 28 cycles Relative humidity 90%~96% at 55 °C Relative humidity 95%~100% at 25 °C
Reference ambient temperature	°C	30 °C
Operating ambient temperature (daily mean temperature ≤ +35°C)	°C	-20 °C ~+60 °C
Storage temperature	°C	-40 °C ~+70 °C



Installed on 35mm standard guide rail



Flexible installation direction

HDB3wHP Phase Line + Neutral Line Circuit Breaker

IEC/EN60898-1



Installation Features

Terminal type	Tunnel terminal	
Maximum wiring capacity	(A)	Current ratings 6-40:16mm ²
Maximum ultimate torque	(A)	Current ratings 6-40:1.5 N.m
Tools	Cross head screwdriver or flathead screwdriver	
Installation	Installed on standard DIN guide rail (35mm)	
Line incoming mode	Top or bottom	

HDB3wHP Phase Line + Neutral Line Circuit Breaker

IEC/EN60898-1



HDB3wHP Phase Line + Neutral Line Circuit Breaker

Product name	Breaking capacity	Trip type	Rated current
HDB3wHP	Default	C	6
	↓		↓
	A:3kA Default:4.5kA	C: C D: D	6: 6A 25: 25A 10: 10A 32: 32A 16: 16A 40: 40A 20: 20A

HDB3wHP Breaking capacity	Type	Rated current	Trip type	
			C	D
3kA		6	HDB3wHPAC6	HDB3wHPAD6
		10	HDB3wHPAC10	HDB3wHPAD10
		16	HDB3wHPAC16	HDB3wHPAD16
		20	HDB3wHPAC20	HDB3wHPAD20
		25	HDB3wHPAC25	HDB3wHPAD25
		32	HDB3wHPAC32	HDB3wHPAD32
		40	HDB3wHPAC40	HDB3wHPAD40
4.5kA		6	HDB3wHPC6	HDB3wHPD6
		10	HDB3wHPC10	HDB3wHPD10
		16	HDB3wHPC16	HDB3wHPD16
		20	HDB3wHPC20	HDB3wHPD20
		25	HDB3wHPC25	HDB3wHPD25
		32	HDB3wHPC32	HDB3wHPD32
		40	HDB3wHPC40	HDB3wHPD40



HDB3wP Phase Line + Neutral Line Circuit Breaker

IEC/EN60898-1



HDB3wP Technical Parameters

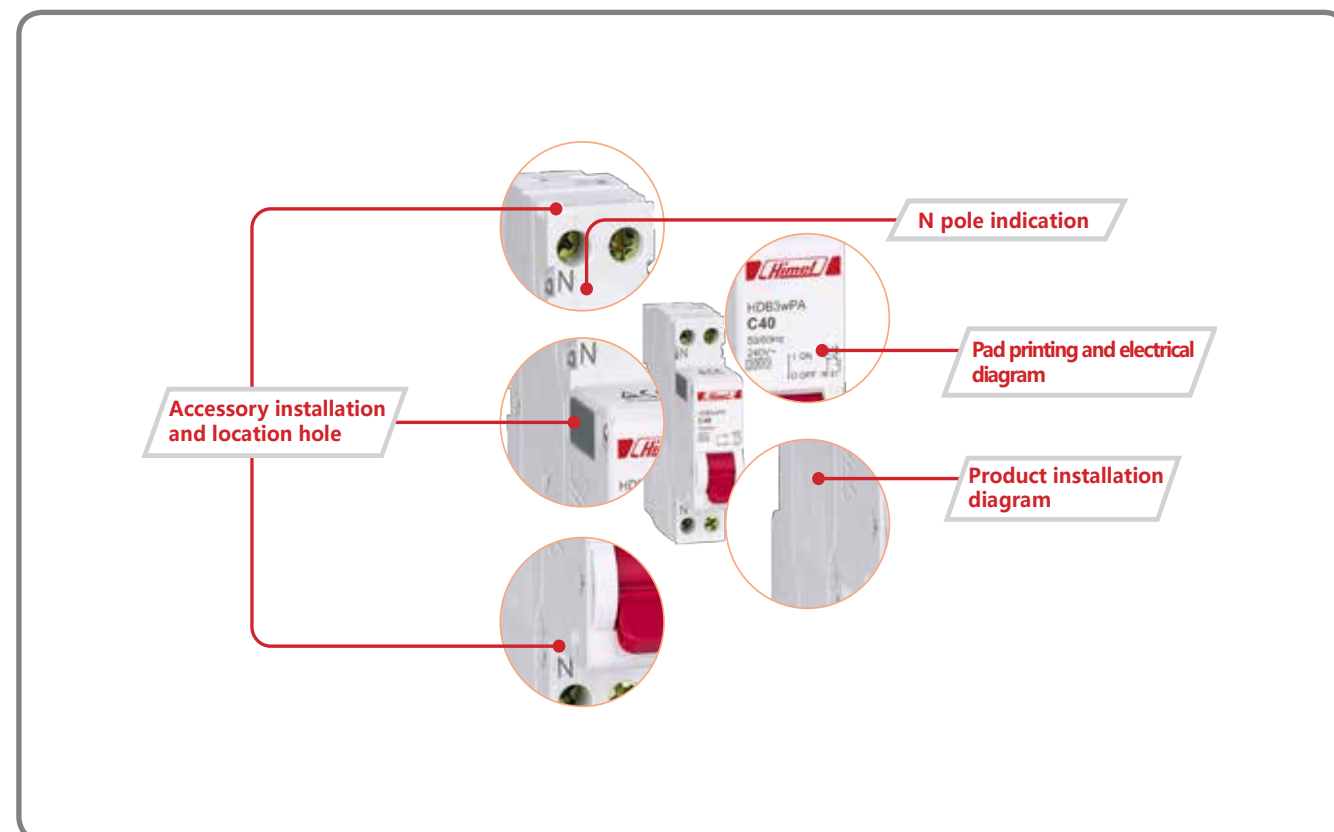
- Short circuit protection
- Overload protection
- Isolating function

Main Features

Rated operating voltage (V)	1P+N: 240 AC
Rated current (A)	6-40
Rated frequency (Hz)	50/60
Poles	1P+N
Breaking capacity (kA)	3,4.5



Product Details Display



HDB3wP Phase Line + Neutral Line Circuit Breaker

IEC/EN60898-1

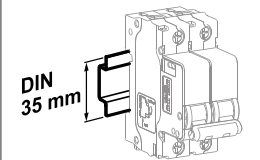


Electrical Characteristics

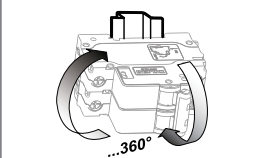
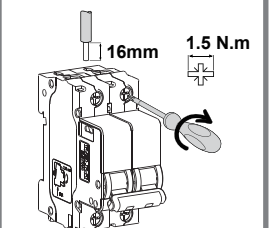
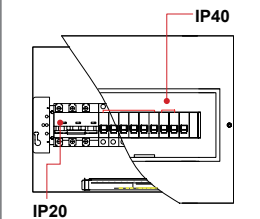
Rated insulation voltage U_i	(V)	250 (phase-to-ground) / 500 (phase-to-phase)
Rated working voltage U_{Bmax}	1P+N (V)	240AC
Rated short-circuit capacity I_{cn} (IEC/EN60898)	(kA)	3,4.5
Rated impulse withstand voltage (1.2/50)	(KV)	4
Dielectric test voltage		2kV (50/60HZ, 1 minute)
Use category		A
Isolating function		Available
Pollution class		2
Tripping type		Thermal magnetic tripping
Thermal magnetic trip characteristics	C curve (5In~10In)	■
	D curve (10In~14In)	■
Electrical and mechanical accessories		■

Mechanical Characteristics

Handle		Red, pad printing indicating ON-OFF position
Mechanical life	Times	15000
Electrical life	Times	10000
Protection rating	Installed in distribution box	IP40
	Installed directly	IP20
Mechanical shock resistance		30g, 3 shocks, last for 11ms (Places with no significant vibration or shock)
Anti-vibration (IEC/EN 60068-2-6)		(Places with no significant vibration or shock)
High temperature humidity resistant	High temperature humidity (°C /RH)	Category 2, 28 cycles Relative humidity 90%~96% at 55 °C Relative humidity 95%~100% at 25 °C
Reference ambient temperature	°C	30 °C
Operating ambient temperature (daily mean temperature ≤ +35°C)	°C	-20 °C ~+60 °C
Storage temperature	°C	-40 °C ~+70 °C



Installed on 35mm standard guide rail



Flexible installation direction

HDB3wP Phase Line + Neutral Line Circuit Breaker

IEC/EN60898-1



Installation Features

Terminal type	Tunnel terminal	
Maximum wiring capacity	(A)	Current ratings 6-40:16mm ²
Maximum ultimate torque	(A)	Current ratings 6-40:1.5 N.m
Tools	Cross head screwdriver or flathead screwdriver	
Installation	Installed on standard DIN guide rail (35mm)	
Line incoming mode	Top or bottom	



HDB3wP Phase Line + Neutral Line Circuit Breaker

IEC/EN60898-1



HDB3wP Phase Line + Neutral Line Circuit Breaker

Product name	Breaking capacity	Trip type	Rated current
HDB3wP	N	C	6
	↓		↓
	A:3kA N:4.5kA	C: C D: D	6: 6A 25: 25A 10: 10A 32: 32A 16: 16A 40: 40A 20: 20A

HDB3wP Breaking capacity	Pole	Rated current	Trip type	
			C	D
3kA	1P+N 	6	HDB3WPAC6	HDB3WPAD6
		10	HDB3WPAC10	HDB3WPAD10
		16	HDB3WPAC16	HDB3WPAD16
		20	HDB3WPAC20	HDB3WPAD20
		25	HDB3WPAC25	HDB3WPAD25
		32	HDB3WPAC32	HDB3WPAD32
		40	HDB3WPAC40	HDB3WPAD40
4.5kA	1P+N 	6	HDB3WPNC6	HDB3WPND6
		10	HDB3WPNC10	HDB3WPND10
		16	HDB3WPNC16	HDB3WPND16
		20	HDB3WPNC20	HDB3WPND20
		25	HDB3WPNC25	HDB3WPND25
		32	HDB3WPNC32	HDB3WPND32
		40	HDB3WPNC40	HDB3WPND40



HDB6p Phase-neutral Circuit Breaker

Standard: IEC/EN 60898-1




Function

HDB6p phase-neutral circuit breakers combine the following functions:

- Protection of circuits against overload currents
- Protection of circuits against short-circuit currents
- Control

Order Information

Pole	Rating (A)	Width (in mode of 9mm)	Reference
			C curve
	6	2	HDB6pC6
	10	2	HDB6pC10
	16	2	HDB6pC16
	20	2	HDB6pC20
	25	2	HDB6pC25
	32	2	HDB6pC32



Technical Data

MCB	HDB6p Phase-neutral Circuit Breaker			
Electrical Features	Standard	IEC/EN 60898-1		
	Certification	CB, CE SEMKO		
	Poles	1P+N		
	Rated Current I_n (A)	6,10,16,20,25,32		
	Rated Voltage U_e	230V AC		
	Insulation Voltage U_i	500V		
	Breaking Capacity I_{cn}	4500A		
Tripping Curve (see following tripping curve pictures)				
C Curve: The magnetic release operates between 5 and 10 I_n				
Mechanical Features	Electrical Durability	4000 times		
	Mechanical Durability	16000 times		
	Protection Degree	2		
	Tropicalization	Treatment 2		
	Ambient Temperature	-5°C ~ +40°C		
Connection	Up to 16mm ² cables			
Installation	Rated current(A)	Screw	Rated Torque (Nm)	Maximum Ultimate Torque (Nm)
	6-32	M4	1.2	1.5
Mounting	35mm Din-rail			

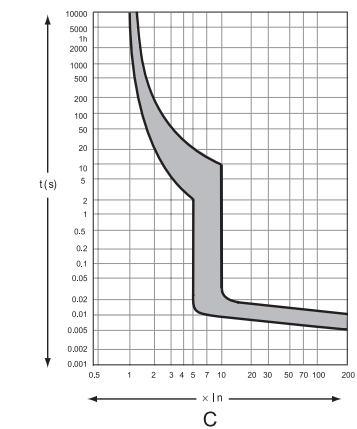
HDB6p Phase-neutral Circuit Breaker

Standard: IEC/EN 60898-1



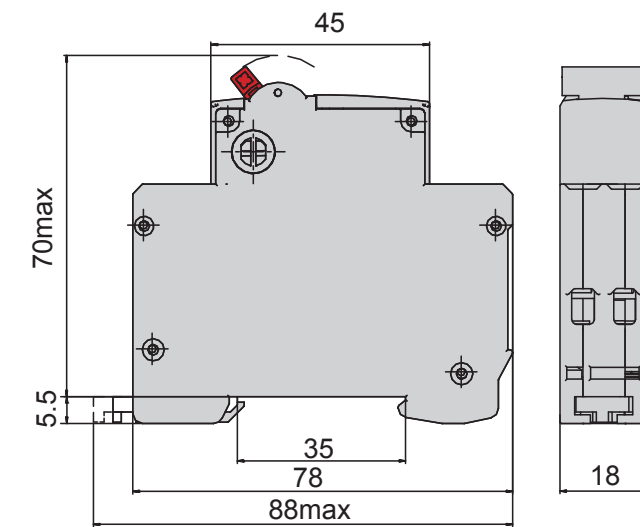
Tripping Curve

HDB6p Phase-neutral Circuit Breaker



Overall Dimensions

Unit: mm



HDB9P Phase-neutral Circuit Breaker

Standard: IEC/EN 60898-1



Function

HDB9P Phase-neutral Circuit Breaker combines the following functions:

- Protection of circuits against overload currents
- Protection against short-circuit currents
- Control
- Isolation

Order Information

Pole	Rating (A)	Breaking Capacity (kA)	Width (in mode.of 9mm)	Reference
				C curve
1P+N	6	4.5	2	HDB9Pa40C6
	10	4.5	2	HDB9Pa40C10
	16	4.5	2	HDB9Pa40C16
	20	4.5	2	HDB9Pa40C20
	25	4.5	2	HDB9Pa40C25
	32	4.5	2	HDB9Pa40C32
	40	4.5	2	HDB9Pa40C40
	6	6	2	HDB9PN40C6
	10	6	2	HDB9PN40C10
	16	6	2	HDB9PN40C16
	20	6	2	HDB9PN40C20
	25	6	2	HDB9PN40C25
	32	6	2	HDB9PN40C32
	40	6	2	HDB9PN40C40

Note: Width refers to multiple of 9 mm.

Technical Data

MCB	HDB9P Phase-neutral Circuit Breaker					
Electrical Features	Standard	IEC/EN 60898-1				
	Certification	CB,CE,TUV, RoHS				
	Poles	1P+N				
	Rated Current In(A)	6, 10, 16, 20, 25, 32, 40				
	Rated Voltage Ue	240V AC				
	Insulation Voltage Ui	500V				
Electrical Features	Breaking Capacity	4500A, 6000A				
	Tripping Curve (see following tripping curve picture)					
C Curve: the magnetic release operates between 5 and 10 In						
Rated Current, A	6	10	16,20	25	32	40
Cross-sectional area of conductor mm ²	1	1.5	2.5	4	6	10



HDB9P Phase-neutral Circuit Breaker

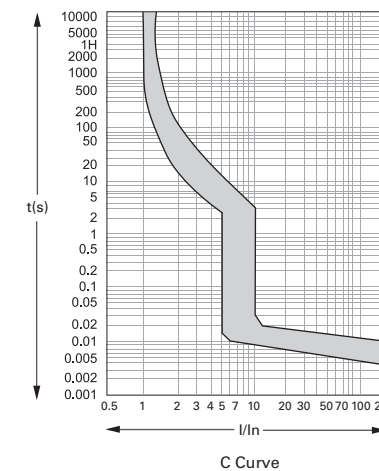
Standard: IEC/EN 60898-1



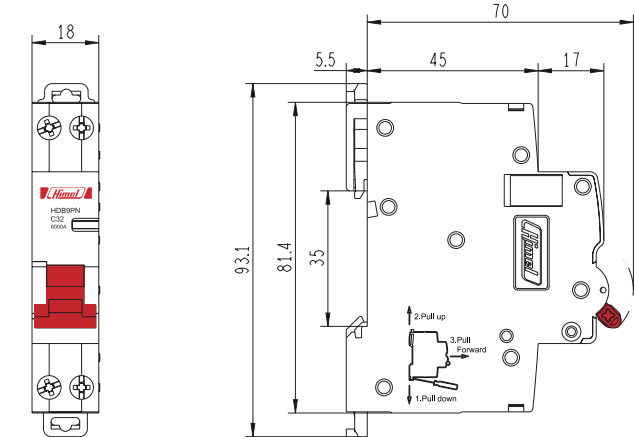
Technical Data

MCB	HDB9P Phase-neutral Circuit Breaker			
Electrical Features	Electrical Durability	10000 times		
	Mechanical Durability	20000 times		
	Protection Degree	IP20		
	Tropicalization	Treatment 2		
	Ambient Temperature	-25°C ~ +70°C		
Connection	6 - 40A, Up to 16mm ² cables			
Installation	Rated Current (A)	Screw	Rated Torque (Nm)	Maximum Ultimate Torque (Nm)
	6-40	M4	1.5	2.0
Mounting	35mm Din-Rail			

Tripping Curve



Overall Dimensions



Accessories

