

PCE

Connection
to the future

INDUSTRIAL PLUGS AND SOCKETS

Made in Austria

2008 09





St. Martin im Innkreis, Austria, aerial photo © air photograph-Scheurecker, Schärding

■ ■ ■ **QUALITY MANAGEMENT**

for maximum customer satisfaction and top performance (EN ISO 9001:2000 Certification)

■ ■ ■ **CUSTOMER FOCUS**

- Partnership relationship
- Reliable service
- Flexible operations
- Customized solutions
- Functional design

■ ■ ■ **GLOBAL MARKET POSITION**

- 80% exports
- Global network and alliances
- Fast communication system – short replying time

■ ■ ■ **SPEED**

Short delivery times due to flexible manufacturing

The PCE group is highly specialized in the production of industrial plugs and sockets, schuko socket outlets and switches and can offer a complete range of distribution boxes in rubber, metallic and plastic.



PC Electric GesmbH, St. Martin im Innkreis, Austria

is specialized in the production of industrial plugs and sockets and distribution boxes (year of foundation: 1973).

During the past few years, the company has gone through a phase of rapid development and is now one of the world's leading manufacturers of CEE plugs and sockets in the industry. 80% of our production is exported.

The company is continually expanding its product range, which now includes around 12,000 items for a wide variety of electrical installation applications. To supplement our standard products, we can produce customer-specific configurations on modern injection moulding and brass department equipment within a few days.

Top quality (ISO 9001:2000), flexibility and the ongoing willingness to innovate are among the most important keys of success in our customercentred strategy, speed is our driving principle. For years, our customers have benefited from fast and on-time delivery, which is made possible by our intelligent production methods and uncomplicated order processing.

This is something we value very highly at our company.

Continuous product and process innovation makes PC Electric an expert partner in the professional use of industrial plugs and sockets for electrical installation applications.



PCE MERZ, Gaildorf, Germany

Merz GmbH is one of the leading manufacturer of mobile distribution boxes, testing boards and switchgears.



Winkler GmbH, Ingolstadt, Germany

Winkler GmbH is specialised in switching and electrical systems up to 6000A, which are made for many industrial areas, public buildings and even up to large scale industry.





























Winkler GmbH have many years of experience. Several well known companies are the well sought-after partners of Winkler GmbH.





INTRODUCTION

Contents

■ ■ Plugs, Angled plugs, Wall mounted plugs, Flanged plugs, Phase inverters, Accessories		14 - 31	
■ ■ Connectors, Wall sockets, Flanged sockets straight / sloping, CEE Design socket		32 - 59	
■ ■ Switched interlocked sockets, Switched interlocked sockets with fuse		60 - 71	
■ ■ Extra-low voltage plugs and sockets		72 - 79	
■ ■ Plugs and sockets 7-poles, Container-plugs and sockets, Caravan-plugs and sockets, Midnight Series		80 - 89	
■ ■ 20/30A north american product offering 16/32A international product offering		90 - 101	
■ ■ Plugs and sockets with earth contact (DIN 49440), P-Nova, P-Nova+, Taurus, Top Taurus		102 - 122	
■ ■ Adaptors, CEE motor protection plug		123 - 129	
■ ■ Distribution boxes - introduction		130 - 135	
■ ■ Compact distribution boxes		136 - 137	
■ ■ Solid-rubber distribution boxes - wall mounting, Solid-rubber distribution boxes - mobile		138 - 160	
■ ■ Thermoplastic insulated distribution boxes - wall mounting, Thermoplastic insulated distribution boxes - mobile		161 - 176	
■ ■ Distribution boxes with suspension hock		177 - 179	
■ ■ Distribution boxes - Accessories, Vario Connector, Hinged windows		180 - 185	



INTRODUCTION

Information

CERTIFICATION ACCORDING TO EN ISO 9001 : 2000

The PCE quality management system has been certified according to the standard DIN EN ISO 9001 : 2000!



CE-MARKING - LOW VOLTAGE GUIDELINE



Purpose:

- mainly a symbol for free trade in the European Community,
- if a product has been traded legally in one of the member countries, it can be traded legally in the whole Community,
- no quality mark or grade labelling,
- no sign of conformity to standards; to a certain extent a safety mark, because it indicates the compliance to the fundamental safety requirements.

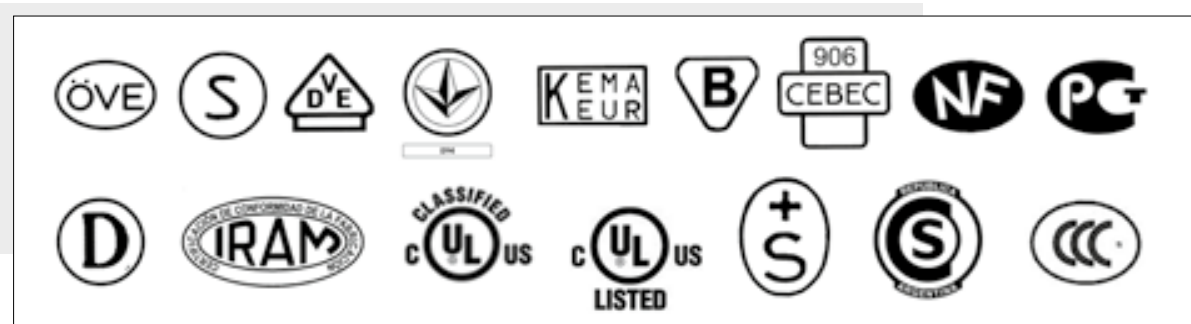
The guidelines determine only basic requirements the products have to meet.

The essential points for the CE-identification are:

- it is obligatory for the producer or the EEC importer to put on the CE-identification label,
- the producer, EEC-importer must hold the engineering data for the disposal of the authorities.
- standard marks of conformity are permissible besides the CE-identification - but no longer necessary.

APPROVALS - THE QUALITY MARKS

There has been created a CCA-method (CENELEC Certification Agreement) for mutual recognition of national approvals. PCE has tested all important products according to this method. An outline of certificates obtained is listed below for reference:



■ ■ CEE and IEC

The term "CEE" generally refers to Industrial Plugs and Sockets that comply with International Standard IEC 60309. CEE is the abbreviation of "International Commission on rules for the approval of Electrical Equipment".

■ ■ CONFORMITY TO STANDARDS

CEE plugs and sockets are internationally normalized by **IEC 60309-1** and **IEC 60309-2** equivalent to the European Norms **EN 60309 part 1** and **EN 60309 part 2**.

IEC is the "International Electrotechnical Commission" - which is the world organization for international standardization of electrical equipment.

■ ■ CENELEC

European Committee for Electrotechnical Normalization - members are the national electrotechnical committees from Austria, Belgium, Czech Republic, Denmark, Germany, Finland, France, Greece, Hungary, Ireland, Iceland, Italy, Luxemburg, Malta, Netherlands, Norway, Portugal, Rumania, Slovakia, Sweden, Switzerland, Spain and the United Kingdom.

■ ■ SYSTEM

The standard CEE plugs and sockets according to EN 60309 respectively IEC 60309 are designed in their main dimensions in a way that plugs and sockets with the same rated currents, nominal working voltage ranges, the same number of poles and frequency of different producers are **compatible**.

In order to prevent the insertion of plugs and sockets of **different** voltages and frequencies, 12 positions of the earthing contact are assigned to the polarizing slot of the skirt of a socket.

The number with the following letter „h“ indicates the position of the earth contact tube, comparing the frontside of the **socket** or **connector** with the face of a clock. The keyway is situated at 6 o'clock (see page 9).

■ ■ RoHS — DIRECTIVE 2002/95/EG

We declare that our distribution boxes and industrial plugs and sockets as direct use, do not have to comply to RoHS directive 2002/95/EG.

For our industrial plugs and sockets (including CEE) used and or mounted into products that belong to categories 1-8 they have to comply to RoHS directive. We want to confirm that PC Electric meets all requirements of RoHS directive.

Affective Products of RoHS directive: Large household appliances, small household appliances, IT and telecommunications equipment, consumer equipment, lighting, electrical and electronic tools (except large scale stationary industrial tools), toys, leisure and sports equipment and automatic dispensers.

■ ■ PILOT CONTACT

The pilot contact for levels of current from 63A to 125A is an auxiliary contact – with delayed close when inserted and leading open when pulled – and is used as an electrical interlock. An interlock prevents inserting and pulling under load. CEE couplings and socket-outlets with pilot contact have longer phase contacts and do not guarantee safety from finger-touch. This must be done by an interlock.

As PCE CEE plugs and sockets have sufficient switching capacity, the CEE couplings and socket-outlets are supplied as standard without a pilot contact and shorter phase contact with protection from finger-touch.



INTRODUCTION

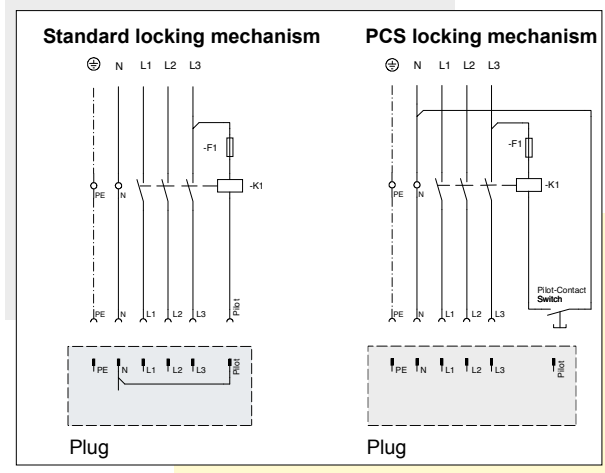
Information

PCS (PILOT CONTACT SYSTEM):

The PCS is a built-in auxiliary contact, used only for 125A connectors and socket-outlets, for protective electrical interlocking or for additional control purposes, with isolated connection in the socket-outlet.

The PCS provides the following advantages:

- no special cable required for the plug
- isolated inserting and pulling



TERMINALS

PCE-sleeve terminals are designed for max. conductor cross sections as follows:

A	conductor cross section	
	flexible mm ²	stranded mm ²
16	4	6
32	6	10
63	16	25
125	50	70

POSITION OF THE EARTHING CONTACT ACC. TO IEC 60309-2 – SERIE I

Voltage V	Frequency Hz	2P+E		3P+E		3P+N+E	
		16+32A	63+125A	16+32A	63+125A	16+32A	63+125A
63,5/110 to 75/130	50+60					4	4
110 to 130	50+60	4	4	4	4		
120/208 to 144/250	50+60					9	9
220 to 250	50+60	6	6	9	9		
220/380 to 240/415	50+60					6	6
220/380; 250/440	50; 60					3	3*
250/400 to 265/460	60					11	11
277	60	5	5				
277/480 to 288/500	50+60					7	7
347/600 to 400/690	50+60					5	5
380 to 415	50+60	9	9	6	6		
380; 440	50; 60			3	3*		
440 to 460	60			11	11		
480 to 500	50+60	7	7	7	7		
600 to 690	50+60			5	5		
> 50	100 to 300	10*	10*	10	10*	10*	10*
> 50	>300 to 500	2	2*	2	2*	2	2*
> 50 to 250	DC	3	3				
> 250	DC	8	8				
supply by isolating transformer	50+60	12	12	12	12		

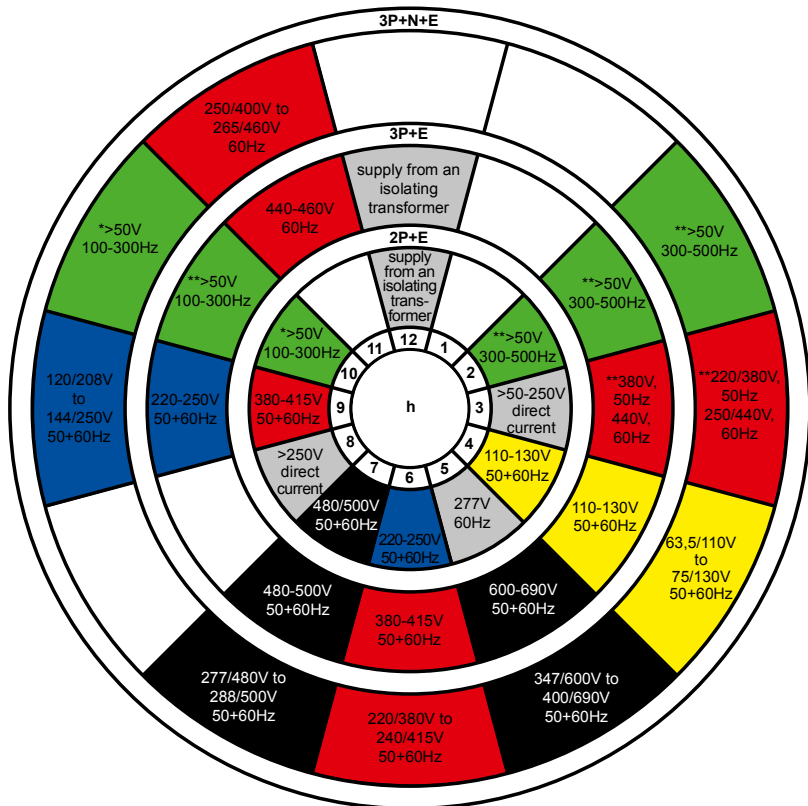
* non standard

COLOUR CODES

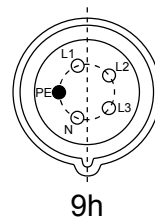
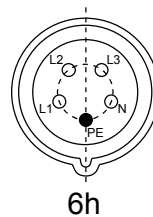
For ease of identification of the various voltages and frequencies all CEE plugs and sockets are colour coded:

Rated operating voltage:	Colour code:
20-25V	violet
40-50V	white
100-130V	yellow
200-250V	blue
380-480V	red
500-690V	black
> 60-500Hz	green
no colour code	grey

INTERNATIONAL RATING – SERIE I

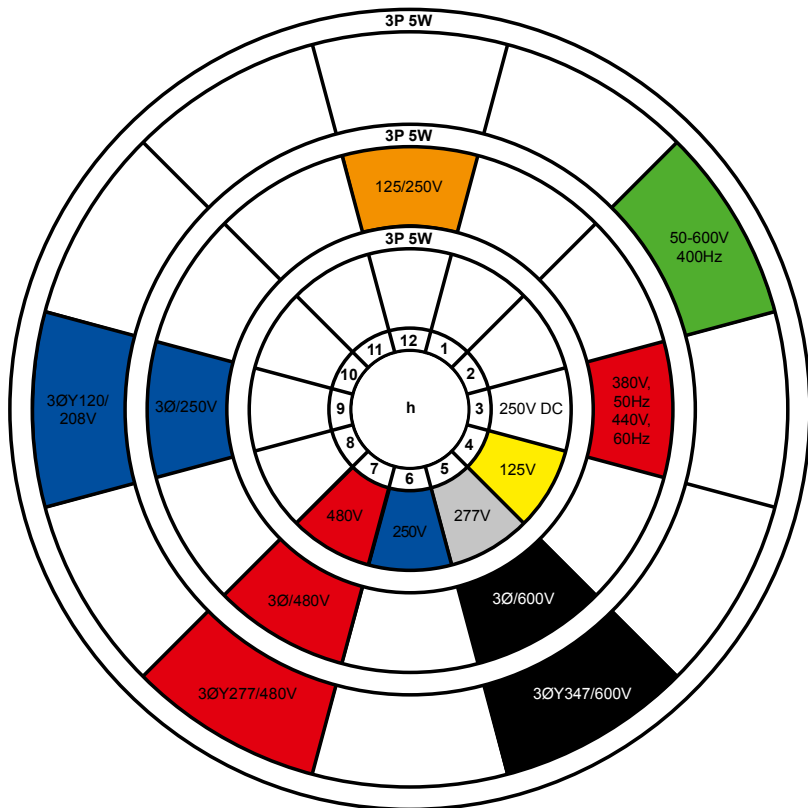


Position of the earthing contact.
View: frontside socket or connector



* non standard
** non standard for 63A, 125A

NORTH AMERICAN RATING – SERIE II





INTRODUCTION

Information

LOCKING DEVICE

A locking device prevents unintended withdrawal by locking the hinged lid in a lug/cavity or a bayonet system with a bayonet ring. According to EN 60309 the following locking devices have to be provided:

rated current	protection degree	sockets and connectors	plugs and appliance plugs
16A and 32A	IP44	hinged lid	lug/cavity
16A and 32A	IP67	bayonet system	lug/cavity and bayonet ring
63A and 125A	IP67	bayonet system	bayonet ring

IP (INGRESS PROTECTION) - RATINGS

CEE-plugs and sockets with rated currents 16A and 32A must meet the system of protection IP44 or IP67;

63A and 125A protection degree IP67 according to EN 60529.

The protection degree is tested:

- on sockets and connectors, with and without inserted plug or appliance plug
- on plugs and appliance plugs, when fully inserted into the socket or connector.

1st digit	Protection against ingress of solid objects	2nd digit	Protection against penetration of water
2	∅ 12,5 mm	0	non protection
3	∅ 2,5 mm	3	spraying water at an angle up to 60° from the vertical
4	∅ 1 mm	4	splashing water from any direction
5	dustproof	5	water jets from any direction
6	dust-tight	6	strong water jets from any direction
		7	temporary immersion in water
		8	continuous submersion in water

Example: IP44 = 1st digit = 4 . protection against solid objects larger than 1mm ∅
 2nd digit = . 4 protection against splashing water from any direction

IK-CODE:

The IK code is a coding system according to EN 50102, which defines the degree of protection provided by an enclosure against damaging mechanical loads.

Each characteristic numerical group of the IK Code represents a load energy value as per the table:

IK-Code	IK01	IK02	IK03	IK04	IK05	IK06	IK07	IK08	IK09	IK10
Load energy in joule	0,14	0,2	0,35	0,5	0,7	1	2	5	10	20

■ ■ PLASTIC MATERIAL

Our plugs and sockets are produced from **POLYAMIDE 6**. The main characteristics of this material are:

- excellent impact resistance combined with high rigidity and solidity,
- high thermal stability (self-extinguishing),
- very good insulating qualities,
- high disruptive strength,
- high abrasion resistance,
- high weathering resistance,
- very good chemical resistance to various chemicals,
- free from cadmium and halogen (fluorine, chlorine, bromine, iodine, astatine)
- conform to RoHS-directiv 2002/95/EG (page 7)

■ ■ CONTACTS

The contacts are made of a copper-zinc alloy. The most important features are:

- high electric conducting capacity 15m/(Ohm mm²);
- high resistance to extension up to 103 kN/mm²);
- high corrosion resistance in areas of: industrial atmosphere, agriculture , . . .
- with nickel-plated contacts increased corrosion resistance in areas of: seawater, steam, sulphur hydrides, agriculture, dairies.
- conform to RoHS-directiv 2002/95/EG (page 7)
- PCE sockets 63A and 125A have a CuBe lamellar spring for a well contacting and anti-corrosion contacts (page 13).

■ ■ TEMPERATURES

IEC/EN 60309 applies to CEE plugs and sockets which are used at an ambient temperature that does not normally exceed the range from -25°C to +40°C. PCE CEE plugs and sockets themselves have an operating temperature of -25°C to +80°C (100°C for 1 hour).

The temperature of the contacts is allowed to rise by 50°C under the test conditions set out in Table 8.

Operating current A	Test duration h	Test current A	Cross section of the conductors	
			Plugs, and connectors mm ²	Sockets mm ²
16	1	22	2,5 ¹⁾	4 ¹⁾
32	1	42	6 ¹⁾	10
63	2	63	16	25
125	2	125	50	70

¹⁾ The values are increased to 10mm² for plugs and sockets with up to 50V rated operating current.



LET'S TAKE **TWIST** - IT'S EASY QUICK AND SAVE

■ ■ ■ TWIST

Contact screws

- accessible from one direction
- captive and open
- with multi-slot

No screws needed to assemble the plug

- multi-ramp quick-lock system
 - easy fitting by twist-lock action
- saves your time


Dismantling

- simply unlock and twist to open


■ ■ ■ ADVANTAGES OF THE NEW CABLE LOCK GLAND

- saves time
- simply insertion of the cable in less time
- strain relief and sealing of the cable by tightening the cable-lock gland
- self-adjusting gasket for different cable diameters
- maximum cable security

■ ■ ■ TURBO TWIST



1) Insert wire



2) Close terminal



3) Reopen terminal

Screwless connection technology

- Time saving
- Screwless TT-terminal (PCE-patent in process)
- Open contact terminals, ready for assembly
- Fast cable installation
- Simple closing and opening just by thumb pressure

For all standard cable diameters

- 16A: from 2,5mm² flexible to 4mm² solid stripped wires
- 32A: from 6mm² flexible to 10mm² solid stripped wires

Flexible stripped wires

- with or without end sleeve or solid stripped wires

63/125A

SAFETY

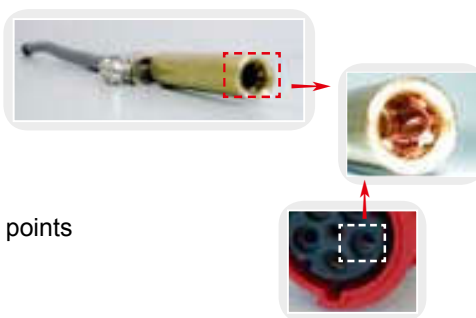
HEAVY DUTY

TIME SAVING

SAFETY

Lamellar spring

- low insertion and extraction forces
- minimum contact resistance
- self-cleaning
- optimum contact - at least 10 contact points



TWIST-cable gland

- secures the cable firmly in position
- protects from water and dust
- Safety screw locks the screw cap in position



POWER
TWIST



HEAVY DUTY

For extreme environments

Exceptional high impact resistance

Extreme heat resistant contact carriers

Anti-corrosion contacts

- offer protection in aggressive atmospheres, e.g. in chemical plants, food industries

TIME SAVING

TWIST-cable gland

Optimum grip

Wide connection space

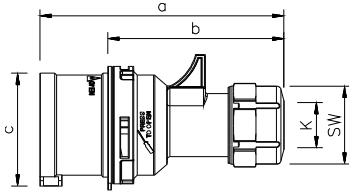
- fast cable installation

Open contact terminals, ready for assembly



INDUSTRIAL PLUGS + SOCKETS

Plugs

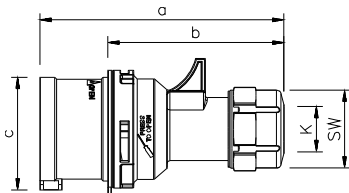


Poles	16 Amp			32 Amp		
	3	4	5	3	4	5
a	118	124	131	146	146	152
b	82	88	95	100	100	106
c	47	53	61	63	63	70
K	6-15	6-15	8-16	10-20	10-20	12-22
SW	38	38	42	50	50	50
Weight	104	127	150	181	200	230

„Twist“ Plug

- to order nickel-plated contacts please add a "v" e.g. 013-6v

IP44 splashproof

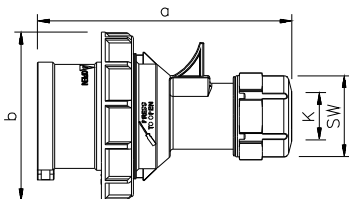


Poles	16 Amp			32 Amp		
	3	4	5	3	4	5
a	118	124	131	146	146	152
b	82	88	95	100	100	106
c	47	53	61	63	63	70
K	6-15	6-15	8-16	10-20	10-20	12-22
SW	38	38	42	50	50	50
Weight	110	135	158	187	208	242

„Turbo Twist“ Plug

- to order nickel-plated contacts please add a "v" e.g. 013-6TTv
- screwless connection technology

IP44 splashproof

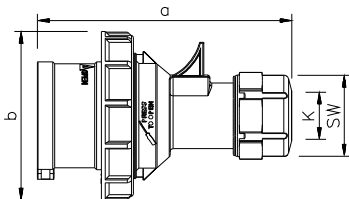


Poles	16 Amp			32 Amp		
	3	4	5	3	4	5
a	118	124	131	146	146	152
b	71	79	87	93	93	100
K	6-15	6-15	8-16	10-20	10-20	12-22
SW	38	38	42	50	50	50
Weight	122	147	172	210	230	263

„Twist“ Plug

- to order nickel-plated contacts please add a "v" e.g. 0132-6v

IP67 watertight



Poles	16 Amp			32 Amp		
	3	4	5	3	4	5
a	118	124	131	146	146	152
b	71	79	87	93	93	100
K	6-15	6-15	8-16	10-20	10-20	12-22
SW	38	38	42	50	50	50
Weight	128	155	180	216	238	275

„Turbo Twist“ Plug

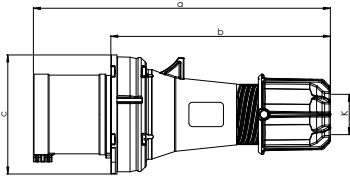
- to order nickel-plated contacts please add a "v" e.g. 0132-6TTv
- screwless connection technology

IP67 watertight



INDUSTRIAL PLUGS + SOCKETS

Plugs

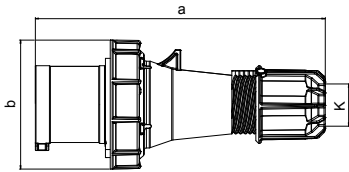


Poles	63 Amp		
	3	4	5
a	257	257	257
b	190	190	190
c	102	102	102
K	14,5-36	14,5-36	14,5-36
Weight	500	549	603

„Power Twist“ Plug

- with Twist cable gland
- nickel-plated contacts with pilot contact (see page 7)

IP44 splashproof

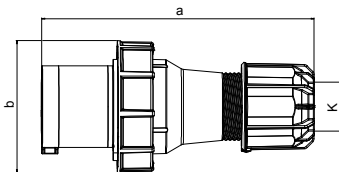


Poles	63 Amp		
	3	4	5
a	257	257	257
b	114	114	114
K	14,5-36	14,5-36	14,5-36
Weight	547	596	650

„Power Twist“ Plug

- with Twist cable gland
- nickel-plated contacts with pilot contact (see page 7)

IP66/67 watertight



Poles	125 Amp		
	3	4	5
a	270	270	270
b	131	131	131
K	22,5-50	22,5-50	22,5-50
Weight	1318	1433	1545

„Power Twist“ Plug

- with Twist cable gland
- nickel-plated contacts with pilot contact (see page 7)

IP66/67 watertight

110V~ 50/60Hz 4h	230V~ 50/60Hz 3p=6h 4p+5p=9h	400V~ 50/60Hz 3p=9h 4p+5p=6h	500V~ 50/60Hz 7h	>50-500V~ 100-300Hz 10h	>50-500V~ 301-500Hz 2h
-------------------------------	--	--	-------------------------------	---	--

Amp.	Poles	pack. unit	Cat.No.	Cat.No.	Cat.No.	Cat.No.	Cat.No.	Cat.No.
63	3	2	0331-4	0331-6	0331-9	0331-7	0331-10	0331-2
63	4	2	0341-4	0341-9	0341-6	0341-7	0341-10	0341-2
63	5	2	0351-4	0351-9	0351-6	0351-7	0351-10	0351-2
63	3	2	033-4	033-6	033-9	033-7	033-10	033-2
63	4	2	034-4	034-9	034-6	034-7	034-10	034-2
63	5	2	035-4	035-9	035-6	035-7	035-10	035-2
125	3	2	043-4	043-6	043-9	043-7	043-10	043-2
125	4	2	044-4	044-9	044-6	044-7	044-10	044-2
125	5	2	045-4	045-9	045-6	045-7	045-10	045-2

NEW



0351-6

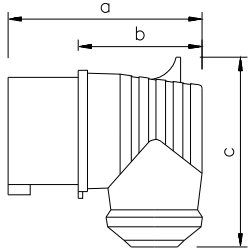
035-6

045-6



INDUSTRIAL PLUGS + SOCKETS

Angled plugs

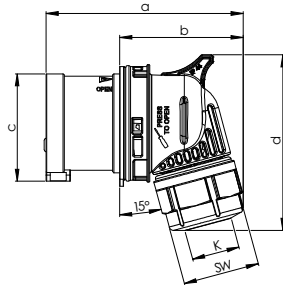


	16 Amp	
Poles	5	
a	101	
b	65	
c	98	
Weight	180	

Angled plug

- cable entry - lateral
- to order nickel-plated contacts please add a "v" e.g. 8015-6v
(also available as phase-inverter, see page 28-29)

IP44 splashproof

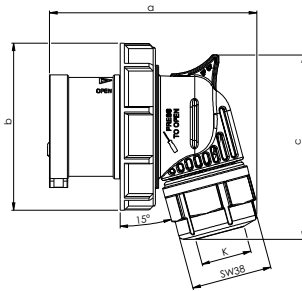


	16 Amp	
Poles	3	4
a	96	98
b	59	62
c	47	53
d	82	87
K	6-15	6-15
SW	38	38
Weight	110	130

„Turbo Twist“ Angled plug

- with Twist cable gland - cable entry lateral
- to order nickel-plated contacts please add a "v" e.g. 8015-6TTv
(also available as phase-inverter, see page 28-29)
- screwless connection technology

IP44 splashproof



	16 Amp	
Poles	3	4
a	96	98
b	71	79
c	82	87
K	6-15	6-15
SW	38	38
Weight	126	152

„Turbo Twist“ Angled plug

- with Twist cable gland - cable entry lateral
- to order nickel-plated contacts please add a "v" e.g. 80142-6TTv
(also available as phase-inverter, see page 28-29)
- screwless connection technology

IP67 watertight



Amp.	Poles	pack. unit	110V~ 50/60Hz 4h	230V~ 50/60Hz 3p=6h 4p+5p=9h	400V~ 50/60Hz 3p=9h 4p+5p=6h	500V~ 50/60Hz 7h	>50-500V~ 100-300Hz 10h	>50-500V~ 301-500Hz 2h
			Cat.No.	Cat.No.	Cat.No.	Cat.No.	Cat.No.	Cat.No.

16	5	10			8015-6	short cable entry		
----	---	----	--	--	--------	-------------------	--	--



8015-6

16	3	10	8013-4TT	8013-6TT	8013-9TT	8013-7TT	8013-10TT	8013-2TT
16	4	10	8014-4TT	8014-9TT	8014-6TT	8014-7TT	8014-10TT	8014-2TT

NEW



8013-6TT

16	3	10	80132-4TT	80132-6TT	80132-9TT	80132-7TT	80132-10TT	80132-2TT
16	4	10	80142-4TT	80142-9TT	80142-6TT	80142-7TT	80142-10TT	80142-2TT

NEW



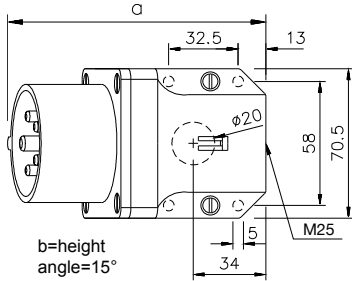
80142-6TT





INDUSTRIAL PLUGS + SOCKETS

Wall mounted plugs

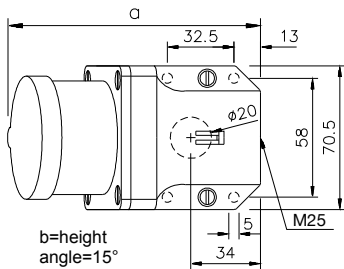


Poles	16 Amp			32 Amp		
	3	4	5	3	4	5
a	121	121	123	131	131	132
b	76	76	79	83	83	86
Weight	176	195	213	231	251	274

Wall mounted plug

- top and rear entry
- to order nickel-plated contacts please add a "v" e.g. 513-6v
- incl. cable gland

IP44 splashproof

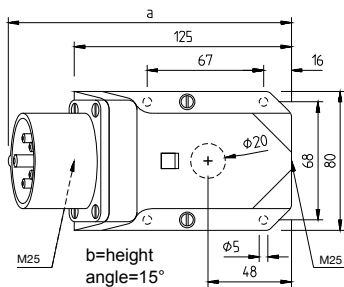


Poles	16 Amp			32 Amp		
	3	4	5	3	4	5
a	128	128	128	137	137	140
b	92	94	97	100	100	103
Weight	240	252	271	290	310	336

Wall mounted plug

- with hinged lid and gasket, for increased ingress protection
- top and rear entry
- to order nickel-plated contacts please add a "v" e.g. 513-6dv
- incl. cable gland

IP44 splashproof



Poles	16 Amp			32 Amp		
	3	4	5	3	4	5
a	162	162	164	172	172	174
b	115	115	117	119	119	122
M	2x25	2x25	2x25	2x25	2x25	2x25
Weight	284	294	314	332	352	375

Wall mounted plug

- for wiring through
- top and bottom entry
- to order nickel-plated contacts please add a "v" e.g. 9513-6v
- incl. cable gland

IP44 splashproof

Amp.	Poles	pack. unit	110V~	230V~	400V~	500V~	>50-500V~	>50-500V~
			50/60Hz 4h	50/60Hz 3p=6h 4p+5p=9h	50/60Hz 3p=9h 4p+5p=6h	50/60Hz 7h	100-300Hz 10h	301-500Hz 2h
			Cat.No.	Cat.No.	Cat.No.	Cat.No.	Cat.No.	Cat.No.
16	3	10	513-4	513-6	513-9	513-7	513-10	513-2
16	4	10	514-4	514-9	514-6	514-7	514-10	514-2
16	5	10	515-4	515-9	515-6	515-7	515-10	515-2
32	3	10	523-4	523-6	523-9	523-7	523-10	523-2
32	4	10	524-4	524-9	524-6	524-7	524-10	524-2
32	5	10	525-4	525-9	525-6	525-7	525-10	525-2
16	3	10	513-4d	513-6d	513-9d	513-7d	513-10d	513-2d
16	4	10	514-4d	514-9d	514-6d	514-7d	514-10d	514-2d
16	5	10	515-4d	515-9d	515-6d	515-7d	515-10d	515-2d
32	3	10	523-4d	523-6d	523-9d	523-7d	523-10d	523-2d
32	4	10	524-4d	524-9d	524-6d	524-7d	524-10d	524-2d
32	5	10	525-4d	525-9d	525-6d	525-7d	525-10d	525-2d
16	3	5	9513-4	9513-6	9513-9	9513-7	9513-10	9513-2
16	4	5	9514-4	9514-9	9514-6	9514-7	9514-10	9514-2
16	5	5	9515-4	9515-9	9515-6	9515-7	9515-10	9515-2
32	3	5	9523-4	9523-6	9523-9	9523-7	9523-10	9523-2
32	4	5	9524-4	9524-9	9524-6	9524-7	9524-10	9524-2
32	5	5	9525-4	9525-9	9525-6	9525-7	9525-10	9525-2



515-6



515-6d



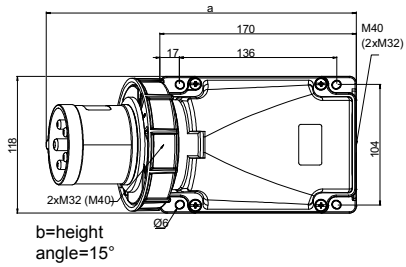
9515-6





INDUSTRIAL PLUGS + SOCKETS

Wall mounted plugs

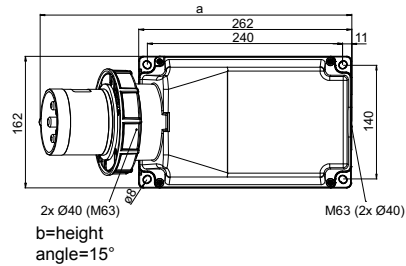


Poles	63 Amp		
	3	4	5
a	271	271	271
b	175	175	175
Weight	812	864	914

„Power Twist“ Wall mounted plug

- top, bottom or rear entry
- 180° rotatable housing
- nickel-plated contacts, with pilot contact (see page 7)
- for waterproof cover and cable-glands see accessories (page 30)
- incl. blank cable gland

IP66/67 watertight



Poles	125 Amp		
	3	4	5
a	387	387	387
b	209	209	209
Weight	1760	1800	1840

„Power Twist“ Wall mounted plug

- top, bottom or rear entry
- 180° rotatable housing
- nickel-plated contacts, with pilot contact (see page 7)
- for waterproof cover and cable-glands see accessories (page 30)
- incl. blank cable gland

IP66/67 watertight

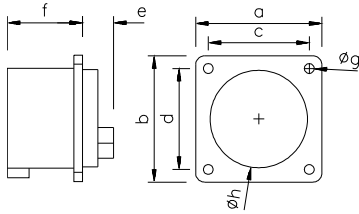
Amp.	Poles	pack. unit	110V~	230V~	400V~	500V~	>50-500V~	>50-500V~
			50/60Hz 4h	50/60Hz 3p=6h 4p+5p=9h	50/60Hz 3p=9h 4p+5p=6h	50/60Hz 7h	100-300Hz 10h	301-500Hz 2h
			Cat.No.	Cat.No.	Cat.No.	Cat.No.	Cat.No.	Cat.No.
63	3	2	533-4	533-6	533-9	533-7	533-10	533-2
63	4	2	534-4	534-9	534-6	534-7	534-10	534-2
63	5	2	535-4	535-9	535-6	535-7	535-10	535-2
125	3	1	543-4	543-6	543-9	543-7	543-10	543-2
125	4	1	544-4	544-9	544-6	544-7	544-10	544-2
125	5	1	545-4	545-9	545-6	545-7	545-10	545-2





INDUSTRIAL PLUGS + SOCKETS

Flanged plugs

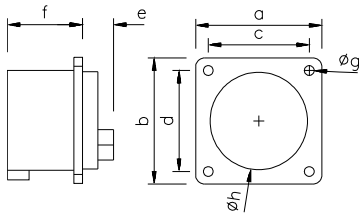


	16 Amp	32 Amp
Poles	5	5
Flange		
a x b	75	75
Fix.center		
c x d	60	60
e	26	30
f	42	50
g	5	5
h	54	55
Weight	120	181

Flanged plug straight

- According to EN 60309:
For correct use a locking device has to be provided (see below).
- to order nickel-plated contacts please add a "v" e.g. 613-6f7v

IP44 splashproof

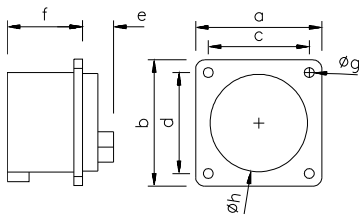


Poles	16 Amp			32 Amp		
	3	4	5	3	4	5
Flange						
a x b	70	70	70	70	70	70
Fix.center						
c x d	56	56	56	56	56	56
e	25	25	26	30	30	30
f	41	41	42	50	50	50
g	5	5	5	5	5	5
h	43	43	55	55	55	55
Weight	87	100	112	140	160	178

Flanged plug straight

- According to EN 60309:
For correct use a locking device has to be provided (see below).
- to order nickel-plated contacts please add a "v" e.g. 613-6v

IP44 splashproof

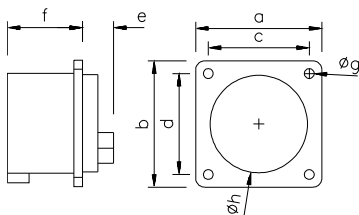


Poles	16 Amp					
	3	4	5			
Flange						
a x b	60	60	60			
Fix.center						
c x d	50	50	50			
e	25	25	26			
f	41	41	42			
g	4,5	4,5	4,5			
h	43	43	54			
Weight	82	95	112			

Flanged plug straight

- According to EN 60309:
For correct use a locking device has to be provided (see below).
- to order nickel-plated contacts please add a "v" e.g. 613-6f6v

IP44 splashproof

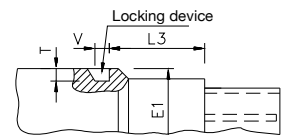
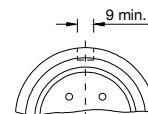
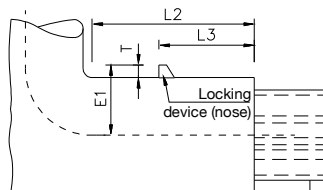
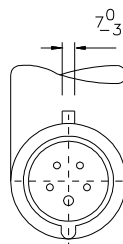
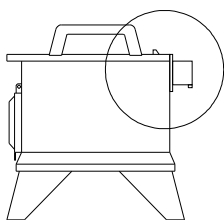


Poles	16 Amp			
	3	4		
Flange				
a x b	56	56		
Fix.center				
c x d	48	48		
e	25	25		
f	41	41		
g	4,5	4,5		
h	43	43		
Weight	75	91		

Flanged plug straight

- According to EN 60309:
For correct use a locking device has to be provided (see below).
- to order nickel-plated contacts please add a "v" e.g. 613-6f3v

IP44 splashproof



Amp.	Poles	pack. unit	110V~	230V~	400V~	500V~	>50-500V~	>50-500V~
			50/60Hz 4h	50/60Hz 3p=6h 4p+5p=9h	50/60Hz 3p=9h 4p+5p=6h	50/60Hz 7h	100-300Hz 10h	301-500Hz 2h
			Cat.No.	Cat.No.	Cat.No.	Cat.No.	Cat.No.	Cat.No.
16	5	10	615-4f7	615-9f7	615-6f7	615-7f7	615-10f7	615-2f7
32	5	10	625-4f7	625-9f7	625-6f7	625-7f7	625-10f7	625-2f7
16	3	10	613-4	613-6	613-9	613-7	613-10	613-2
16	4	10	614-4	614-9	614-6	614-7	614-10	614-2
16	5	10	615-4	615-9	615-6	615-7	615-10	615-2
32	3	10	623-4	623-6	623-9	623-7	623-10	623-2
32	4	10	624-4	624-9	624-6	624-7	624-10	624-2
32	5	10	625-4	625-9	625-6	625-7	625-10	625-2
16	3	10	613-4f6	613-6f6	613-9f6	613-7f6	613-10f6	613-2f6
16	4	10	614-4f6	614-9f6	614-6f6	614-7f6	614-10f6	614-2f6
16	5	10	615-4f6	615-9f6	615-6f6	615-7f6	615-10f6	615-2f6
16	3	10	613-4f3	613-6f3	613-9f3	613-7f3	613-10f3	613-2f3
16	4	10	614-4f3	614-9f3	614-6f3	614-7f3	614-10f3	614-2f3



615-6f7



613-4



613-6f6



614-6f3

Positioning table (in mm):

		E1	L2	L3	T	V
16	3	29-31	>75	40-41	>4	>8
16	4	33-35	>80	46-47	>5	>8
16	5	37-39	>90	52-53	>7	>8
32	3	39-41	>90	53-54	>7	>8
32	4	39-41	>90	53-54	>7	>8
32	5	44-46	>105	59-60	>8	>9

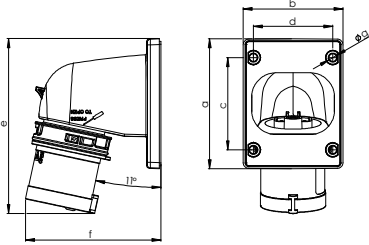
For correct use a locking device has to be provided (see illustration).





INDUSTRIAL PLUGS + SOCKETS

Flanged plugs

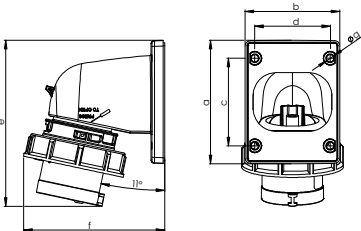


Poles	16 Amp			32 Amp		
	3	4	5	3	4	5
a	86	86	100	100	100	100
b	66	66	90	90	90	90
c	61	61	85	85	85	85
d	53	53	77	77	77	77
e	116	117	153	163	163	164
f	90	93	98	100	100	103
g	5	5	5	5	5	5
Weight	129	143	187	200	220	244

„Twist“ Flanged plug angled

- to order nickel-plated contacts please add a "v" e.g. 77713-6v
- to order Turbo Twist design (screwless connection technology) please add "TT" e.g. 77713-6TT

IP44 splashproof

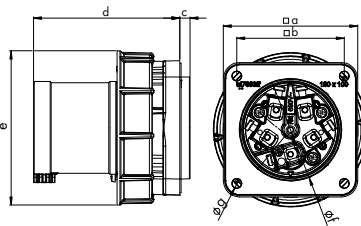


Poles	16 Amp			32 Amp		
	3	4	5	3	4	5
a	86	86	100	100	100	100
b	66	66	90	90	90	90
c	61	61	85	85	85	85
d	53	53	77	77	77	77
e	116	117	153	163	163	164
f	99	103	107	110	110	114
g	5	5	5	5	5	5
Weight	146	165	212	231	251	275

„Twist“ Flanged plug angled

- to order nickel-plated contacts please add a "v" e.g. 777132-6v
- to order Turbo Twist design (screwless connection technology) please add "TT" e.g. 777132-6TT

IP67 watertight

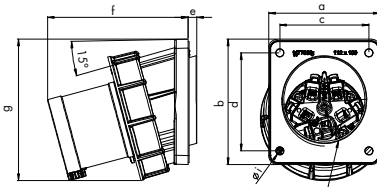


Poles	63 Amp			125 Amp		
	3	4	5	3	4	5
Flange a x a	100	100	100	120	120	120
Fix.center b x b	80	80	80	100	100	100
c	8	8	8	13	13	13
d	109	109	109	118	118	118
e	115	115	115	131	131	131
f	77	77	77	95	95	95
g	7	7	7	7	7	7
Weight	479	531	581	786	896	1003

„Power Twist“ Flanged plug straight

- nickel-plated contacts, with pilot contact (see page 7)
- for waterproof cover see (page 30)

IP66/67 watertight
IP44 on request

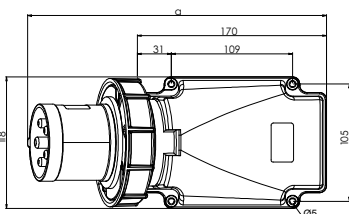


Poles	63 Amp			125 Amp		
	3	4	5	3	4	5
a	100	100	100	120	120	120
b	112	112	112	130	130	130
c	80	80	80	100	100	100
d	88	88	88	108	108	108
e	8	8	8	8	8	8
f	127	127	127	139	139	139
g	127	127	127	145	145	145
h	80	80	80	80	80	80
i	7	7	7	7	7	7
Weight	515	566	617	833	942	1050

„Power Twist“ Flanged plug sloping

- nickel-plated contacts, with pilot contact (see page 7)
- for waterproof cover see (page 30)

IP66/67 watertight



Poles	63 Amp		
	3	4	5
a	271	271	271
b	124	124	124
Weight	670	722	772

„Power Twist“ Flanged plug

- nickel-plated contacts, with pilot contact (see page 7)
- for waterproof cover see (page 30)
- rear entry
- incl. flange gasket

IP66/67 watertight
IP44 on request

110V~ 50/60Hz 4h	230V~ 50/60Hz 3p=6h 4p+5p=9h	400V~ 50/60Hz 3p=9h 4p+5p=6h	500V~ 50/60Hz 7h	>50-500V~ 100-300Hz 10h	>50-500V~ 301-500Hz 2h
-------------------------------	--	--	-------------------------------	---	--

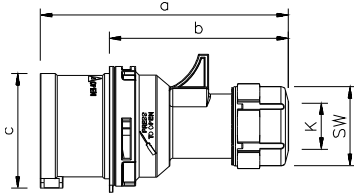
Amp.	Poles	pack. unit	Cat.No.	Cat.No.	Cat.No.	Cat.No.	Cat.No.	Cat.No.
16	3	10	77713-4	77713-6	77713-9	77713-7	77713-10	77713-2
16	4	10	77714-4	77714-9	77714-6	77714-7	77714-10	77714-2
16	5	10	77715-4	77715-9	77715-6	77715-7	77715-10	77715-2
32	3	10	77723-4	77723-6	77723-9	77723-7	77723-10	77723-2
32	4	10	77724-4	77724-9	77724-6	77724-7	77724-10	77724-2
32	5	10	77725-4	77725-9	77725-6	77725-7	77725-10	77725-2
16	3	10	777132-4	777132-6	777132-9	777132-7	777132-10	777132-2
16	4	10	777142-4	777142-9	777142-6	777142-7	777142-10	777142-2
16	5	10	777152-4	777152-9	777152-6	777152-7	777152-10	777152-2
32	3	10	777232-4	777232-6	777232-9	777232-7	777232-10	777232-2
32	4	10	777242-4	777242-9	777242-6	777242-7	777242-10	777242-2
32	5	10	777252-4	777252-9	777252-6	777252-7	777252-10	777252-2
63	3	2	633-4	633-6	633-9	633-7	633-10	633-2
63	4	2	634-4	634-9	634-6	634-7	634-10	634-2
63	5	2	635-4	635-9	635-6	635-7	635-10	635-2
125	3	2	643-4	643-6	643-9	643-7	643-10	643-2
125	4	2	644-4	644-9	644-6	644-7	644-10	644-2
125	5	2	645-4	645-9	645-6	645-7	645-10	645-2
63	3	2	733-4	733-6	733-9	733-7	733-10	733-2
63	4	2	734-4	734-9	734-6	734-7	734-10	734-2
63	5	2	735-4	735-9	735-6	735-7	735-10	735-2
125	3	2	743-4	743-6	743-9	743-7	743-10	743-2
125	4	2	744-4	744-9	744-6	744-7	744-10	744-2
125	5	2	745-4	745-9	745-6	745-7	745-10	745-2
63	3	2	777332-4	777332-6	777332-9	777332-7	777332-10	777332-2
63	4	2	777342-4	777342-9	777342-6	777342-7	777342-10	777342-2
63	5	2	777352-4	777352-9	777352-6	777352-7	777352-10	777352-2





INDUSTRIAL PLUGS + SOCKETS

Phase inverters

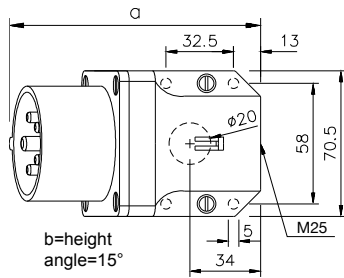


Poles	16 Amp		32 Amp	
	4	5	4	5
a	124	131	146	152
b	88	95	100	106
c	53	61	63	70
K	6-15	8-16	10-20	12-22
SW	38	42	50	50
Weight	122	156	190	232

„Twist“ Phase inverter

- nickel-plated contacts

IP44 splashproof
IP67 watertight

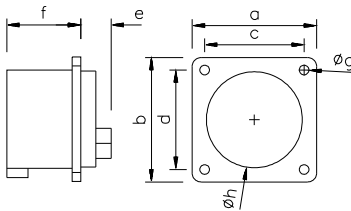


Poles	16 Amp		32 Amp	
	5	5	5	5
a	123	132		
b	79	86		
M	25	25		
Weight	215	280		

Phase inverter - Wall mounted plug

- top and rear entry
- nickel-plated contacts

IP44 splashproof

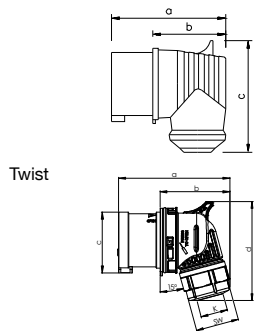


Poles	16 Amp		32 Amp	
	5	5	5	5
Flange				
a x b	70	70		
Fix.center				
c x d	56	56		
e	26	30		
f	42	50		
g	5	5		
h	55	55		
Weight	112	178		

Phase inverter - Flanged plug straight

- nickel-plated contacts
- According to EN 60309:
For correct use a locking device has to be provided (see page 24).

IP44 splashproof



Poles	16 Amp		16 Amp Twist	
	5	5	3	4
a	101	96	98	
b	65	59	62	
c	98	47	53	
d	-	82	87	
K	-	6-15	6-15	
SW	-	38	38	
Weight	146	110	130	

Phase inverter - Angled plug

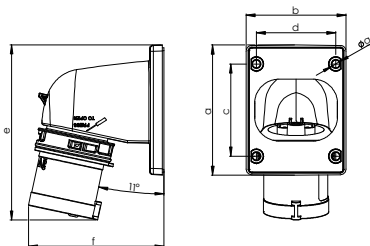
- cable entry - lateral
- nickel-plated contacts

IP44 splashproof

„Twist“ Phase inverter - Angled plug

- nickel-plated contacts
- with Twist cable gland - cable entry lateral

IP44 splashproof
IP67 watertight



Poles	16 Amp		32 Amp	
	4	5	4	5
a	86	100	100	100
b	66	90	90	90
c	61	85	85	85
d	53	77	77	77
e	117	153	163	164
f	93	98	100	103
g	5	5	5	5
Weight	143	187	220	244

„Twist“ Phase inverter - Flanged plug angled

- nickel-plated contacts

IP44 splashproof
IP67 watertight

230V~

50/60Hz
3p=6h
4p+5p=9h

400V~

50/60Hz
3p=9h
4p+5p=6h

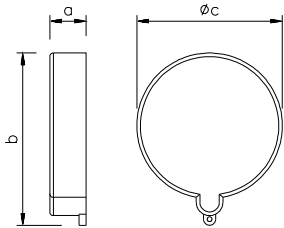
Amp.	Poles	pack. unit	Cat.No.	Cat.No.	protection degree
16	4	10	7014-9	7014-6	IP44
16	4	10	70142-9	70142-6	IP67
16	5	10		7015-6	IP44
16	5	10		70152-6	IP67
32	4	10	7024-9	7024-6	IP44
32	4	10	70242-9	70242-6	IP67
32	5	10		7025-6	IP44
32	5	10		70252-6	IP67
16	5	10		7715-6	IP44
16	5	10		7715-6d	IP44 with cap
32	5	10		7725-6	IP44
32	5	10		7725-6d	IP44 with cap
16	5	10		8615-6	IP44
32	5	10		8625-6	IP44
16	5	10		7415-6	IP44 short cable entry
16	4	10	7414-9	7414-6	IP44 Twist version
16	4	10	74142-9	74142-6	IP67 Twist version
16	4	10	77814-9	77814-6	IP44
16	4	10	778142-9	778142-6	IP67
16	5	10		77815-6	IP44
16	5	10		778152-6	IP67
32	4	10	77824-9	77824-6	IP44
32	4	10	778242-9	778242-6	IP67
32	5	10		77825-6	IP44
32	5	10		778252-6	IP67





INDUSTRIAL PLUGS + SOCKETS

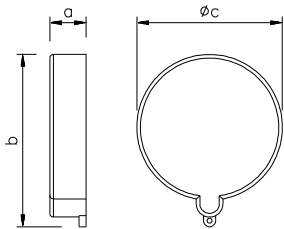
Accessories



Poles	16 Amp			32 Amp		
	3	4	5	3	4	5
a	15	15	15	15	15	15
b	56	63	71	71	71	79
c	48	54	61	61	61	67
Weight	10	12	14	14	14	16

Cap 16A and 32A

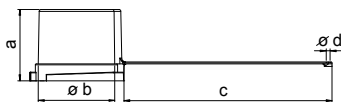
- for plugs and appliance plugs to protect contacts against dust.



Poles	63 Amp			125 Amp		
	3	4	5	3	4	5
a	21	21	21	21	21	21
b	82	82	82	93	93	93
c	73	73	73	86	86	86
Weight	21	21	21	25	25	25

Cap 63A and 125A

- for plugs and appliance plugs to protect contacts against dust.



Poles	63 Amp			125Amp		
	3	4	5	3	4	5
a	72	72	72	82	82	82
b	78	78	78	91	91	91
c	211	211	211	205	205	205
d	4	4	4	5	5	5
Weight	75	75	75	98	98	98

Water protection cap 63A and 125A

- for plugs and appliance plugs

IP67 watertight

Amp.	Poles	pack. unit	Cat.No.
16	3		ts613g
16	4		ts614g
16	5		ts615g
32	3	}	ts623g
32	4		
32	5		



63	3	}	ts635g
63	4		
63	5		
125	3	}	ts645g
125	4		
125	5		



63	3	}	ts7632g
63	4		
63	5		
125	3	}	ts1252g
125	4		
125	5		



Accessories

Note: For entries without threads, marked by „Ø“, the appropriate lock nuts should be used!

IP68	M32x1,5	screw fitting - black	(cable diameter 18-25mm)	23321515200
IP68	M40x1,5	screw fitting - black	(cable diameter 22-32mm)	23401518260
IP68	M50x1,5	screw fitting - black	(cable diameter 32-38mm)	23501518310
IP68	M63x1,5	screw fitting - black	(cable diameter 34-44mm)	23631518350

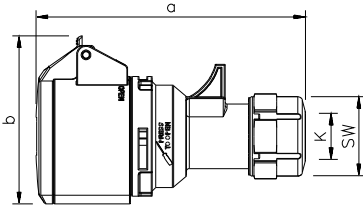
Lock nut	M40x1,5	Nickel-coated brass	264015009
Lock nut	M50x1,5	Nickel-coated brass	265015009





INDUSTRIAL PLUGS + SOCKETS

Connectors

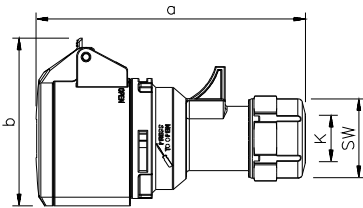


Poles	16 Amp			32 Amp		
	3	4	5	3	4	5
a	129	135	142	159	159	165
b	76	80	89	92	92	98
K	6-15	6-15	8-16	10-20	10-20	12-22
SW	38	38	42	50	50	50
Weight	137	161	183	225	244	278

„Twist“ Connector

- hinged lid with grip
- to order nickel-plated contacts please add a "v" e.g. 213-6v

IP44 splashproof

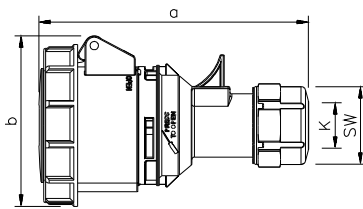


Poles	16 Amp			32 Amp		
	3	4	5	3	4	5
a	129	135	142	159	159	165
b	76	80	89	92	92	98
K	6-15	6-15	8-16	10-20	10-20	12-22
SW	38	38	42	50	50	50
Weight	142	168	195	232	251	285

„Turbo Twist“ Connector

- hinged lid with grip
- to order nickel-plated contacts please add a "v" e.g. 213-6TTv
- screwless connection technology

IP44 splashproof

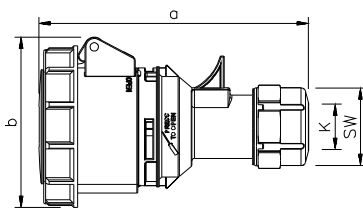


Poles	16 Amp			32 Amp		
	3	4	5	3	4	5
a	133	139	145	162	162	168
b	78	84	92	96	96	102
K	6-15	6-15	8-16	10-20	10-20	12-22
SW	38	38	42	50	50	50
Weight	156	185	215	266	285	323

„Twist“ Connector

- to order nickel-plated contacts please add a "v" e.g. 2132-6v

IP67 watertight



Poles	16 Amp			32 Amp		
	3	4	5	3	4	5
a	133	139	145	162	162	168
b	78	84	92	96	96	102
K	6-15	6-15	8-16	10-20	10-20	12-22
SW	38	38	42	50	50	50
Weight	161	192	227	273	292	330

„Turbo Twist“ Connector

- to order nickel-plated contacts please add a "v" e.g. 2132-6TTv
- screwless connection technology

IP67 watertight

Amp.	Poles	pack. unit	110V~	230V~	400V~	500V~	>50-500V~	>50-500V~
			50/60Hz 4h	50/60Hz 3p=6h 4p+5p=9h	50/60Hz 3p=9h 4p+5p=6h	50/60Hz 7h	100-300Hz 10h	301-500Hz 2h
			Cat.No.	Cat.No.	Cat.No.	Cat.No.	Cat.No.	Cat.No.
16	3	10	213-4	213-6	213-9	213-7	213-10	213-2
16	4	10	214-4	214-9	214-6	214-7	214-10	214-2
16	5	10	215-4	215-9	215-6	215-7	215-10	215-2
32	3	10	223-4	223-6	223-9	223-7	223-10	223-2
32	4	10	224-4	224-9	224-6	224-7	224-10	224-2
32	5	10	225-4	225-9	225-6	225-7	225-10	225-2
16	3	10	213-4TT	213-6TT	213-9TT	213-7TT	213-10TT	213-2TT
16	4	10	214-4TT	214-9TT	214-6TT	214-7TT	214-10TT	214-2TT
16	5	10	215-4TT	215-9TT	215-6TT	215-7TT	215-10TT	215-2TT
32	3	10	223-4TT	223-6TT	223-9TT	223-7TT	223-10TT	223-2TT
32	4	10	224-4TT	224-9TT	224-6TT	224-7TT	224-10TT	224-2TT
32	5	10	225-4TT	225-9TT	225-6TT	225-7TT	225-10TT	225-2TT
16	3	10	2132-4	2132-6	2132-9	2132-7	2132-10	2132-2
16	4	10	2142-4	2142-9	2142-6	2142-7	2142-10	2142-2
16	5	10	2152-4	2152-9	2152-6	2152-7	2152-10	2152-2
32	3	10	2232-4	2232-6	2232-9	2232-7	2232-10	2232-2
32	4	10	2242-4	2242-9	2242-6	2242-7	2242-10	2242-2
32	5	10	2252-4	2252-9	2252-6	2252-7	2252-10	2252-2
16	3	10	2132-4TT	2132-6TT	2132-9TT	2132-7TT	2132-10TT	2132-2TT
16	4	10	2142-4TT	2142-9TT	2142-6TT	2142-7TT	2142-10TT	2142-2TT
16	5	10	2152-4TT	2152-9TT	2152-6TT	2152-7TT	2152-10TT	2152-2TT
32	3	10	2232-4TT	2232-6TT	2232-9TT	2232-7TT	2232-10TT	2232-2TT
32	4	10	2242-4TT	2242-9TT	2242-6TT	2242-7TT	2242-10TT	2242-2TT
32	5	10	2252-4TT	2252-9TT	2252-6TT	2252-7TT	2252-10TT	2252-2TT



215-6



213-6TT



2152-6



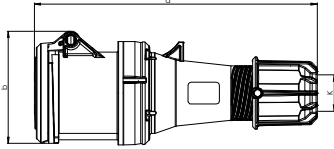
2132-6TT





INDUSTRIAL PLUGS + SOCKETS

Connectors

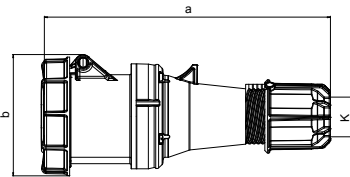


Poles	63 Amp		
	3	4	5
a	269	269	269
b	107	107	107
K	14,5-36	14,5-36	14,5-36
Weight	626	677	727

„Power Twist“ Connector

- with Twist cable gland
- with lamellar contact
- to order with pilot contact please add a "5" e.g. 2335-6 (see page 7)

IP66/67 watertight

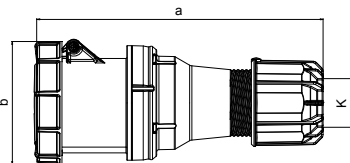


Poles	63 Amp		
	3	4	5
a	269	269	269
b	114	114	114
K	14,5-36	14,5-36	14,5-36
Weight	669	720	770

„Power Twist“ Connector

- with Twist cable gland
- with lamellar contact
- to order with pilot contact please add a "5" e.g. 2335-6 (see page 7)

IP66/67 watertight



Poles	125 Amp		
	3	4	5
a	287	287	287
b	124	124	124
K	22,5-50	22,5-50	22,5-50
Weight	1054	1158	1250

„Power Twist“ Connector

- with Twist cable gland
- with lamellar contact
- to order with pilot contact please add a "5" e.g. 2435-6 (see page 7)
- to order with pilot contact system (PCS) please add a "6" e.g. 2436-6 (page 8)

IP66/67 watertight

Amp.	Poles	pack. unit	110V~	230V~	400V~	500V~	>50-500V~	>50-500V~
			50/60Hz 4h	50/60Hz 3p=6h 4p+5p=9h	50/60Hz 3p=9h 4p+5p=6h	50/60Hz 7h	100-300Hz 10h	301-500Hz 2h
			Cat.No.	Cat.No.	Cat.No.	Cat.No.	Cat.No.	Cat.No.
63	3	2	2331-4	2331-6	2331-9	2331-7	2331-10	2331-2
63	4	2	2341-4	2341-9	2341-6	2341-7	2341-10	2341-2
63	5	2	2351-4	2351-9	2351-6	2351-7	2351-10	2351-2
63	3	2	233-4	233-6	233-9	233-7	233-10	233-2
63	4	2	234-4	234-9	234-6	234-7	234-10	234-2
63	5	2	235-4	235-9	235-6	235-7	235-10	235-2
125	3	2	243-4	243-6	243-9	243-7	243-10	243-2
125	4	2	244-4	244-9	244-6	244-7	244-10	244-2
125	5	2	245-4	245-9	245-6	245-7	245-10	245-2

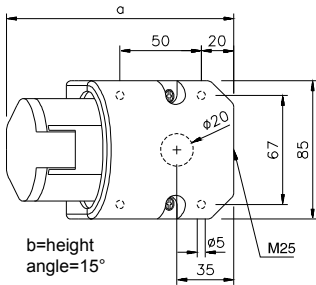
NEW





Wall sockets

INDUSTRIAL PLUGS + SOCKETS

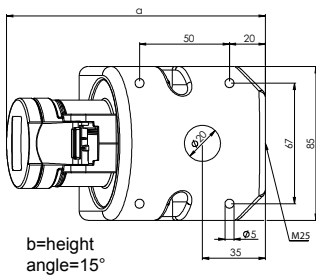


Poles	16 Amp			32 Amp		
	3	4	5	3	4	5
a	140	141	139	152	152	153
b	89	92	97	100	100	105
M	25	25	25	25	25	25
Weight	228	248	258	279	295	324

Wall socket

- top and rear entry
- to order nickel-plated contacts please add a "v" e.g. 113-6v

IP44 splashproof

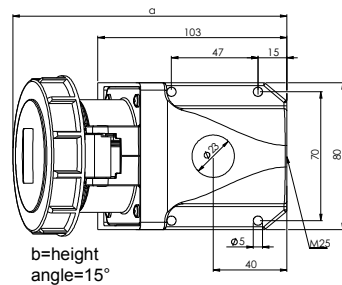


Poles	16 Amp			32 Amp		
	3	4	5	3	4	5
a	140	141	139	152	152	153
b	89	92	97	100	100	105
M	25	25	25	25	25	25
Weight	228	248	258	279	295	324

„Turbo Twist“ Wall socket

- top and rear entry
- to order nickel-plated contacts please add a "v" e.g. 113-6TTv
- screwless connection technology

IP44 splashproof

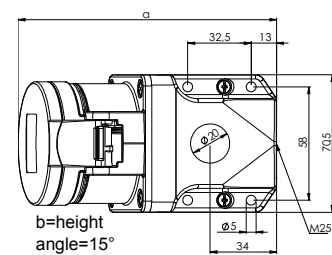


Poles	16 Amp			32 Amp		
	3	4	5	3	4	5
a	147	149	150	161	161	162
b	96	99	102	108	108	110
M	25	25	25	25	25	25
Weight	231	252	276	316	320	256

Wall socket

- top, bottom or rear entry
- to order nickel-plated contacts please add a "v" e.g. 1132-6v
- to order Turbo Twist design (screwless connection technology) please add "TT" e.g. 1132-6TT
- incl. blank cable gland

IP67 watertight

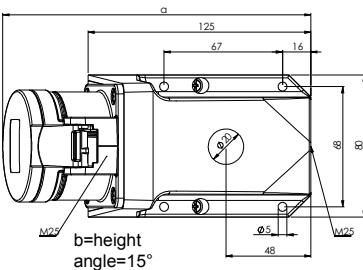


Poles	16 Amp			32 Amp		
	3	4	5	3	4	5
a	126	128	129	141	141	143
b	86	90	96	97	97	104
M	25	25	25	25	25	25
Weight	205	213	238	258	273	319

Wall socket

- top and rear entry
- to order nickel-plated contacts please add a "v" e.g. 113-6kv
- to order Turbo Twist design (screwless connection technology) please add "TT" e.g. 113-6kTT

IP44 splashproof



Poles	16 Amp			32 Amp		
	3	4	5	3	4	5
a	171	172	170	182	182	183
b	127	130	135	135	135	144
M	2x25	2x25	2x25	2x25	2x25	2x25
Weight	314	334	344	380	392	434

Wall socket

- for wiring through
- top and bottom entry
- to order nickel-plated contacts please add a "v" e.g. 913-6v
- to order Turbo Twist design (screwless connection technology) please add "TT" e.g. 913-6TT

IP44 splashproof

Amp.	Poles	pack. unit	110V~	230V~	400V~	500V~	>50-500V~	>50-500V~
			50/60Hz 4h	50/60Hz 3p=6h 4p+5p=9h	50/60Hz 3p=9h 4p+5p=6h	50/60Hz 7h	100-300Hz 10h	301-500Hz 2h
			Cat.No.	Cat.No.	Cat.No.	Cat.No.	Cat.No.	Cat.No.
16	3	10	113-4	113-6	113-9	113-7	113-10	113-2
16	4	10	114-4	114-9	114-6	114-7	114-10	114-2
16	5	10	115-4	115-9	115-6	115-7	115-10	115-2
32	3	10	123-4	123-6	123-9	123-7	123-10	123-2
32	4	10	124-4	124-9	124-6	124-7	124-10	124-2
32	5	10	125-4	125-9	125-6	125-7	125-10	125-2
16	3	10	113-4TT	113-6TT	113-9TT	113-7TT	113-10TT	113-2TT
16	4	10	114-4TT*	114-9TT*	114-6TT*	114-7TT*	114-10TT*	114-2TT*
16	5	10	115-4TT	115-9TT	115-6TT	115-7TT	115-10TT	115-2TT
32	3	10	123-4TT*	123-6TT*	123-9TT*	123-7TT*	123-10TT*	123-2TT*
32	4	10	124-4TT*	124-9TT*	124-6TT*	124-7TT*	124-10TT*	124-2TT*
32	5	10	125-4TT	125-9TT	125-6TT	125-7TT	125-10TT	125-2TT
* available second semester 2008								
16	3	5	1132-4	1132-6	1132-9	1132-7	1132-10	1132-2
16	4	5	1142-4*	1142-9*	1142-6*	1142-7*	1142-10*	1142-2*
16	5	5	1152-4	1152-9	1152-6	1152-7	1152-10	1152-2
32	3	5	1232-4*	1232-6*	1232-9*	1232-7*	1232-10*	1232-2*
32	4	5	1242-4*	1242-9*	1242-6*	1242-7*	1242-10*	1242-2*
32	5	5	1252-4	1252-9	1252-6	1252-7	1252-10	1252-2
* Turbo Twist design available second semester 2008								
16	3	10	113-4k	113-6k	113-9k	113-7k	113-10k	113-2k
16	4	10	114-4k*	114-9k*	114-6k*	114-7k*	114-10k*	114-2k*
16	5	10	115-4k	115-9k	115-6k	115-7k	115-10k	115-2k
32	3	10	123-4k*	123-6k*	123-9k*	123-7k*	123-10k*	123-2k*
32	4	10	124-4k*	124-9k*	124-6k*	124-7k*	124-10k*	124-2k*
32	5	10	125-4k	125-9k	125-6k	125-7k	125-10k	125-2k
* Turbo Twist design available second semester 2008								
16	3	5	913-4	913-6	913-9	913-7	913-10	913-2
16	4	5	914-4*	914-9*	914-6*	914-7*	914-10*	914-2*
16	5	5	915-4	915-9	915-6	915-7	915-10	915-2
32	3	5	923-4*	923-6*	923-9*	923-7*	923-10*	923-2*
32	4	5	924-4*	924-9*	924-6*	924-7*	924-10*	924-2*
32	5	5	925-4	925-9	925-6	925-7	925-10	925-2
* Turbo Twist design available second semester 2008								

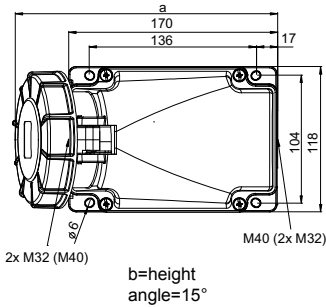




INDUSTRIAL PLUGS + SOCKETS

Wall sockets

• STANDARD •



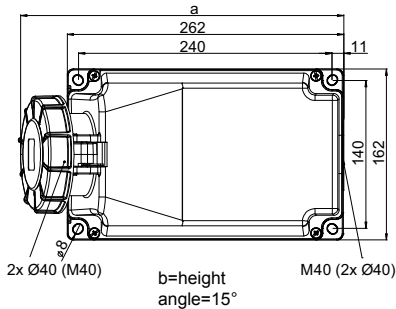
Poles	63 Amp		
	3	4	5
a	213	213	213
b	173	173	173
Weight	811	858	914

„Power Twist“ Wall socket

- top, bottom or rear entry
- 180° rotatable housing
- with lamellar contact
- to order with pilot contact please add a "5" e.g. 1335-6 (see page 7)
- cable gland is not included (see acc. page 31)

IP66/67 watertight
IP44 on request

• VERSION SPECIAL „TWIST“ •



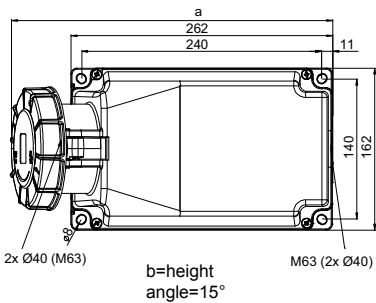
Poles	63 Amp		
	3	4	5
a	306	306	306
b	195	195	195
Weight	1354	1403	1459

„Power Twist“ Wall socket

- top, bottom or rear entry
- 180° rotatable housing
- with lamellar contact
- to order with pilot contact please add a "5" e.g. 13375-6 (see page 7)
- cable gland is not included (see acc. page 31)

IP66/67 watertight
IP44 on request

• STANDARD •



Poles	125 Amp		
	3	4	5
a	322	322	322
b	205	205	205
Weight	1850	1900	1950

„Power Twist“ Wall socket

- top, bottom or rear entry
- 180° rotatable housing
- with lamellar contact
- to order with pilot contact please add a "5" e.g. 1435-6 (see page 7)
- to order with pilot contact system (PCS) please add a "6" e.g. 1436-6 (page 8)
- cable gland is not included (see acc. page 31)

IP66/67 watertight

110V~
50/60Hz
4h

230V~
50/60Hz
3p=6h
4p+5p=9h




400V~
50/60Hz
3p=9h
4p+5p=6h

500V~
50/60Hz
7h

>50-500V~
100-300Hz
10h

>50-500V~
301-500Hz
2h

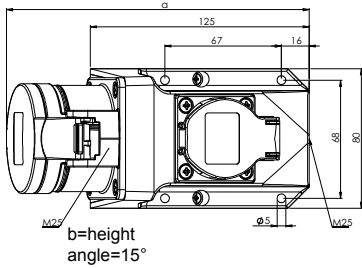
Amp.	Poles	pack. unit	Cat.No.	Cat.No.	Cat.No.	Cat.No.	Cat.No.	Cat.No.
Basic unit WxHxD = 170x118x172; 1xM40; 2xM32								
63	3	2	133-4	133-6	133-9	133-7	133-10	133-2
63	4	2	134-4	134-9	134-6	134-7	134-10	134-2
63	5	2	135-4	135-9	135-6	135-7	135-10	135-2
Basic unit WxHxD = 260x160x190; 1xM40; 2xØ40 Acc. see page 31								
63	3	2	1337-4	1337-6	1337-9	1337-7	1337-10	1337-2
63	4	2	1347-4	1347-9	1347-6	1347-7	1347-10	1347-2
63	5	2	1357-4	1357-9	1357-6	1357-7	1357-10	1357-2
Basic unit WxHxD = 201x160x260; 1xØ50; 2xØ40 Acc. see page 31								
125	3	1	143-4	143-6	143-9	143-7	143-10	143-2
Basic unit WxHxD = 201x160x260; 1xM63; 2xØ40 Acc. see page 31								
125	4	1	144-4	144-9	144-6	144-7	144-10	144-2
125	5	1	145-4	145-9	145-6	145-7	145-10	145-2





Wall sockets - COMBO

INDUSTRIAL PLUGS + SOCKETS

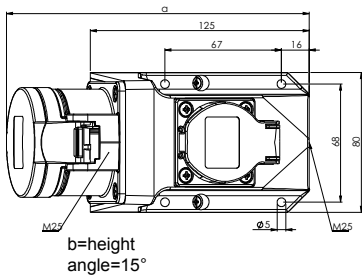


Poles	16 Amp			32 Amp		
	3	4	5	3	4	5
a	171	172	170	182	182	183
b	127	130	135	135	135	144
M	2x25	2x25	2x25	2x25	2x25	2x25
Weight	394	415	425	446	458	500

Wall socket - COMBO

- Wall socket with integrated socket (DIN 49440)
- Connecting terminals up to 10 mm²
- **ready wired**
- top, bottom or rear entry
- for Combo-wall socket 32A the socket 16A (DIN 49440) is protected by fuse (10A slow)

IP44 splashproof

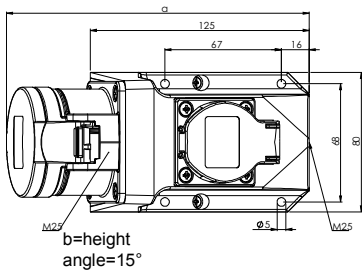


Poles	16 Amp			32 Amp		
	3	4	5	3	4	5
a	171	172	170	182	182	183
b	127	130	135	135	135	144
M	2x25	2x25	2x25	2x25	2x25	2x25
Weight	384	405	415	446	458	500

Wall socket - COMBO

- Wall socket with integrated socket (DIN 49440)
- Connecting terminals up to 10 mm²
- **unwired**
- top, bottom or rear entry

IP44 splashproof

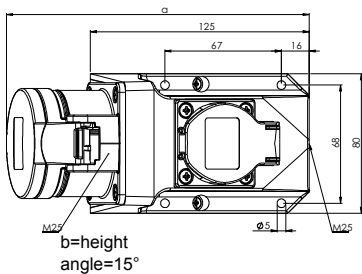


Poles	16 Amp			32 Amp		
	3	4	5	3	4	5
a	171	172	170	182	182	183
b	127	130	135	135	135	144
M	2x25	2x25	2x25	2x25	2x25	2x25
Weight	394	415	425	446	458	500

Wall socket - COMBO

- Wall socket with integrated socket (DIN 49440) with earthing pin, (central earth contact, french standard)
- **ready wired**
- top, bottom or rear entry
- for Combo-wall socket 32A the socket 16A (DIN 49440) is protected by fuse (10A slow)

IP44 splashproof

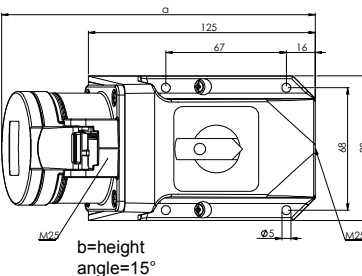


Poles	16 Amp			32 Amp		
	3	4	5	3	4	5
a	171	172	170	182	182	183
b	127	130	135	135	135	144
M	2x25	2x25	2x25	2x25	2x25	2x25
Weight	384	405	415	446	458	500

Wall socket - COMBO

- Wall socket with integrated socket (DIN 49440) with earthing pin, (central earth contact, french standard)
- **unwired**
- top, bottom or rear entry

IP44 splashproof



Poles	16 Amp	32 Amp	
	5	5	5
a	170	183	
b	135	144	
M	2x25	2x25	
Weight	505	623	

COMBO with switch

- Wall socket with integrated ON/OFF-switch
- **prewired**
- top, bottom or rear entry

IP44 splashproof

230V~

50/60Hz
3p=6h
4p+5p=9h

400V~

50/60Hz
3p=9h
4p+5p=6h


Amp.
Poles
pack. unit

Cat.No.

Cat.No.

16	3	5
16	4	5
16	5	5
32	3	5
32	4	5
32	5	5

9213-6	
9214-9	9214-6
	9215-6
9223-6	
9224-9	9224-6
	9225-6



9215-6

16	3	5
16	4	5
16	5	5
32	3	5
32	4	5
32	5	5

9213-6w	
9214-9w	9214-6w
	9215-6w
9223-6w	
9224-9w	9224-6w
	9225-6w



9215-6w

16	3	5
16	4	5
16	5	5
32	3	5
32	4	5
32	5	5

9213-6f	
9214-9f	9214-6f
	9215-6f
9223-6f	
9224-9f	9224-6f
	9225-6f



9215-6f

16	3	5
16	4	5
16	5	5
32	3	5
32	4	5
32	5	5

9213-6fw	
9214-9fw	9214-6fw
	9215-6fw
9223-6fw	
9224-9fw	9224-6fw
	9225-6fw



9215-6fw

16	5	5
32	5	5

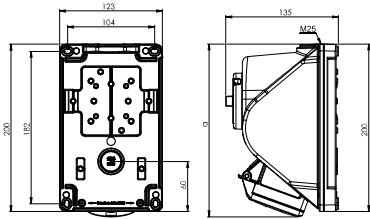
	75915-6
	75925-6



75915-6



Wall sockets - COMBOPOL

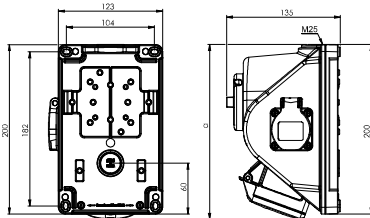


Poles	16 Amp			32 Amp		
	3	4	5	3	4	5
a	208	209	207	211	211	212
Weight	675	695	705	755	780	805

Wall socket – COMBOPOL

- CEE 16A 3p to 32A 5p

IP44 splashproof
IP67 on request

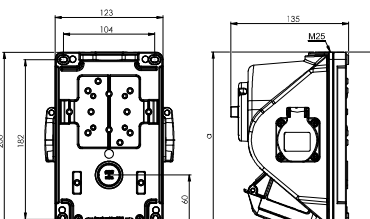


Poles	16 Amp			32 Amp		
	3	4	5	3	4	5
a	208	209	207	211	211	212
Weight	715	735	745	800	825	850

Wall socket – COMBOPOL

- CEE 16A 3p to 32A 5p with 1 socket (DIN 49440) 16A 250V
- at 32A: socket (DIN 49440) protected with 10A fuse
- available also with Belg./French, Danish, British and Swiss sockets
- design with rotary lever on request

IP44 splashproof
IP67 on request



Poles	16 Amp			32 Amp		
	3	4	5	3	4	5
a	208	209	207	211	211	212
Weight	765	785	795	845	870	895

Wall socket – COMBOPOL

- CEE 16A 3p to 32A 5p with 2 sockets (DIN 49440) 16A 250V
- at 32A: socket (DIN 49440) protected with 10A fuse
- available also with Belg./French, Danish, British and Swiss sockets
- design with rotary lever on request

IP44 splashproof
IP67 on request

Technical data:

- large connection area
- enclosure made of high impact resistance material
- ready wired for using
- cable entry M25 – top entry, Ø 25mm at the rear
- all external metal parts are made from stainless steel
- at switch-off position: lockable with padlock (40 mm)
- ON / OFF switch AC 22A, 10kA acc. to EN 60947-3
- switch all outlets

Amp.	Poles	pack. unit	Cat.No.	Switch	Socket outlet (DIN 49440)	Cat.No.	Switch	Socket outlet
16	3	1	96061350	0-1	0			
16	4	1	96061450	0-1	0			
16	5	1	96061550	0-1	0			
32	3	1	96062350	0-1	0			
32	4	1	96062450	0-1	0			
32	5	1	96062550	0-1	0			
with rotary lever								
16	4	1	960614501	L-0-R	0			
16	5	1	960615501	L-0-R	0			
32	4	1	960624501	L-0-R	0			
32	5	1	960625501	L-0-R	0			

NEW



96061550

16A	3	1	96061351	0-1	1	national	96061341	0-1	1	belg./french.
16A	4	1	96061451	0-1	1	national	96061441	0-1	1	belg./french.
16A	5	1	96061551	0-1	1	national	96061541	0-1	1	belg./french.
32A	3	1	96062351	0-1	1	national	96062341	0-1	1	belg./french.
32A	4	1	96062451	0-1	1	national	96062441	0-1	1	belg./french.
32A	5	1	96062551	0-1	1	national	96062541	0-1	1	belg./french.

NEW



96062551

16A	3	1	96061352	0-1	2	national	96061342	0-1	2	belg./french.
16A	4	1	96061452	0-1	2	national	96061442	0-1	2	belg./french.
16A	5	1	96061552	0-1	2	national	96061542	0-1	2	belg./french.
32A	3	1	96062352	0-1	2	national	96062342	0-1	2	belg./french.
32A	4	1	96062452	0-1	2	national	96062442	0-1	2	belg./french.
32A	5	1	96062552	0-1	2	national	96062542	0-1	2	belg./french.

NEW



96061552

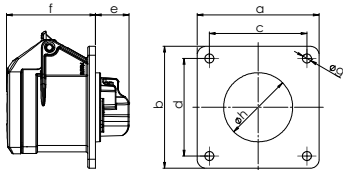
More cat.no. available on request!



INDUSTRIAL PLUGS + SOCKETS

Flanged sockets straight

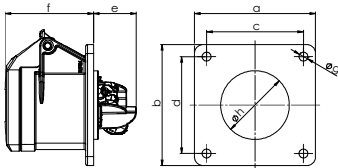
• STANDARD •



Poles	16 Amp			32 Amp		
	3	4*	5	3	4*	5
Flange						
a x b	75	75	75	75	75	75
Fix.center						
c x d	60	60	60	60	60	60
e	21	21	21	23	23	23
f	55	55	55	67	67	67
g	5,5	5,5	5,5	5,5	5,5	5,5
h	43	45	55	55	55	58
Weight	117	132	141	168	185	217

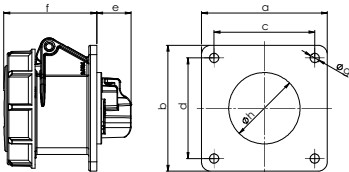
* new design available second semester 2008

• STANDARD TURBO TWIST •



Poles	16 Amp			32 Amp		
	3	4	5	3	4	5
Flange						
a x b	75	75	75	75	75	75
Fix.center						
c x d	60	60	60	60	60	60
e	27	27	27	27	27	27
f	55	55	55	67	67	67
g	5,5	5,5	5,5	5,5	5,5	5,5
h	43	45	55	55	55	58
Weight	116	131	138	156	173	200

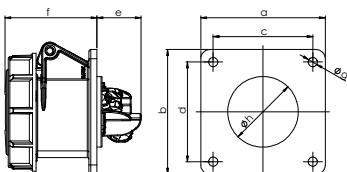
• STANDARD •



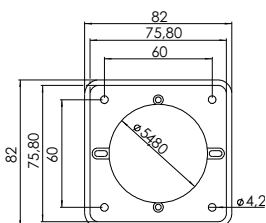
Poles	16 Amp			32 Amp		
	3	4*	5	3*	4*	5
Flange						
a x b	75	75	75	75	75	75
Fix.center						
c x d	60	60	60	60	60	60
e	21	21	21	23	23	23
f	55	55	55	67	67	67
g	5,5	5,5	5,5	5,5	5,5	5,5
h	43	45	55	55	55	58
Weight	134	153	166	200	217	250

* new design available second semester 2008

• STANDARD TURBO TWIST •



Poles	16 Amp			32 Amp		
	3	4	5	3	4	5
Flange						
a x b	75	75	75	75	75	75
Fix.center						
c x d	60	60	60	60	60	60
e	27	27	27	27	27	27
f	55	55	55	67	67	67
g	5,5	5,5	5,5	5,5	5,5	5,5
h	43	45	55	55	55	58
Weight	133	152	163	188	204	233



	Intermediate flange for cable conduit installation
Flange	75 x 75 mm
Fixing center	60 x 60 mm
	Cat.No. 810-00

Flanged socket straight

- for use on cable conduits
- to order nickel-plated contacts please add a "v" e.g. 313-6f7v

IP44 splashproof

„Turbo Twist“ Flanged socket straight

- to order nickel-plated contacts please add a "v" e.g. 313-6TTf7v
- screwless connection technology

IP44 splashproof

Flanged socket straight

- to order nickel-plated contacts please add a "v" e.g. 3132-6v

IP67 watertight

„Turbo Twist“ Flanged socket straight

- to order nickel-plated contacts please add a "v" e.g. 3132-6TTf7v
- screwless connection technology

IP67 watertight

Cable conduit installation

- CEE-socket outlet e.g. 315-6f7
- flange: 75 x 75 mm
- fixing center: 60 x 60 mm
- with intermediate flange, suitable for standard conduit mounting boxes

Amp.	Poles	pack. unit	110V~	230V~	400V~	500V~	>50-500V~	>50-500V~
			50/60Hz 4h	50/60Hz 3p=6h 4p+5p=9h	50/60Hz 3p=9h 4p+5p=6h	50/60Hz 7h	100-300Hz 10h	301-500Hz 2h
			Cat.No.	Cat.No.	Cat.No.	Cat.No.	Cat.No.	Cat.No.
16	3	10	313-4f7	313-6f7	313-9f7	313-7f7	313-10f7	313-2f7
16	4	10	314-4f7*	314-9f7*	314-6f7*	314-7f7*	314-10f7*	314-2f7*
16	5	10	315-4f7	315-9f7	315-6f7	315-7f7	315-10f7	315-2f7
32	3	10	323-4f7*	323-6f7*	323-9f7*	323-7f7*	323-10f7*	323-2f7*
32	4	10	324-4f7*	324-9f7*	324-6f7*	324-7f7*	324-10f7*	324-2f7*
32	5	10	325-4f7	325-9f7	325-6f7	325-7f7	325-10f7	325-2f7

* new design available second semester 2008



313-6f7

16	3	10	313-4TTf7	313-6TTf7	313-9TTf7	313-7TTf7	313-10TTf7	313-2TTf7
16	4	10	314-4TTf7*	314-9TTf7*	314-6TTf7*	314-7TTf7*	314-10TTf7*	314-2TTf7*
16	5	10	315-4TTf7	315-9TTf7	315-6TTf7	315-7TTf7	315-10TTf7	315-2TTf7
32	3	10	323-4TTf7*	323-6TTf7*	323-9TTf7*	323-7TTf7*	323-10TTf7*	323-2TTf7*
32	4	10	324-4TTf7*	324-9TTf7*	324-6TTf7*	324-7TTf7*	324-10TTf7*	324-2TTf7*
32	5	10	325-4TTf7	325-9TTf7	325-6TTf7	325-7TTf7	325-10TTf7	325-2TTf7

* available second semester 2008



313-6TTf7

16	3	10	3132-4	3132-6	3132-9	3132-7	3132-10	3132-2
16	4	10	3142-4*	3142-9*	3142-6*	3142-7*	3142-10*	3142-2*
16	5	10	3152-4	3152-9	3152-6	3152-7	3152-10	3152-2
32	3	10	3232-4*	3232-6*	3232-9*	3232-7*	3232-10*	3232-2*
32	4	10	3242-4*	3242-9*	3242-6*	3242-7*	3242-10*	3242-2*
32	5	10	3252-4	3252-9	3252-6	3252-7	3252-10	3252-2

* new design available second semester 2008



3152-6

16	3	10	3132-4TT	3132-6TT	3132-9TT	3132-7TT	3132-10TT	3132-2TT
16	4	10	3142-4TT*	3142-9TT*	3142-6TT*	3142-7TT*	3142-10TT*	3142-2TT*
16	5	10	3152-4TT	3152-9TT	3152-6TT	3152-7TT	3152-10TT	3152-2TT
32	3	10	3232-4TT*	3232-6TT*	3232-9TT*	3232-7TT*	3232-10TT*	3232-2TT*
32	4	10	3242-4TT*	3242-9TT*	3242-6TT*	3242-7TT*	3242-10TT*	3242-2TT*
32	5	10	3252-4TT	3252-9TT	3252-6TT	3252-7TT	3252-10TT	3252-2TT

* available second semester 2008



3132-6TT



Conduit mounting box

Intermediate flange (810-00)

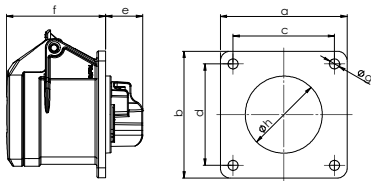
CEE socket outlet (e.g. 315-6f7)



INDUSTRIAL PLUGS + SOCKETS

Flanged sockets straight

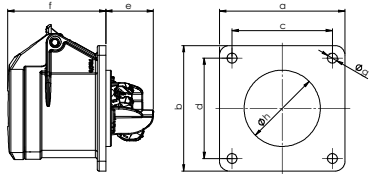
• SPECIAL VERSION •



Poles	16 Amp			32 Amp		
	3	4*	5	3*	4*	5
Flange						
a x b	70	70	70	70	70	70
Fix.center						
c x d	56	56	56	56	56	56
e	21	21	21	23	23	23
f	55	55	55	67	67	67
g	5,5	5,5	5,5	5,5	5,5	5,5
h	43	45	55	55	55	58
Weight	113	128	150	164	181	213

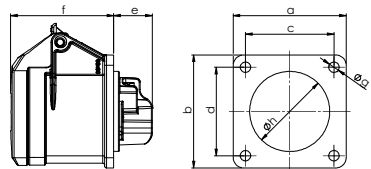
* new design available second semester 2008

• SPECIAL VERSION TURBO TWIST •



Poles	16 Amp			32 Amp		
	3	4	5	3	4	5
Flange						
a x b	70	70	70	70	70	70
Fix.center						
c x d	56	56	56	56	56	56
e	27	27	27	27	27	27
f	55	55	55	67	67	67
g	5,5	5,5	5,5	5,5	5,5	5,5
h	43	45	55	55	55	58
Weight	112	127	144	152	169	196

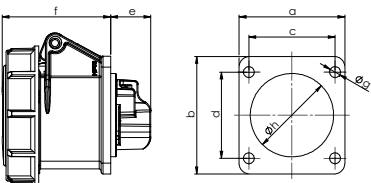
• SPECIAL VERSION •



Poles	16 Amp	
	3	4*
Flange		
a x b	60	60
Fix.center		
c x d	47	47
e	21	21
f	55	55
g	5,5	5,5
h	43	45
Weight	105	120

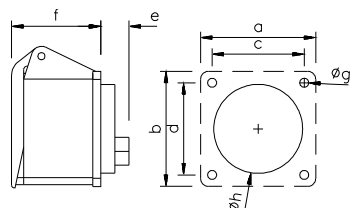
* new design available second semester 2008

• SPECIAL VERSION •



Poles	16 Amp		
	3	3	3
Flange a	54	60	70
Flange b	60	60	70
Fix.center c	44	47	56
Fix.center d	44	47	56
e	21	21	21
f	55	55	55
g	5,5	5,5	5,5
h	43	43	43
Weight	105	107	115

• SPECIAL VERSION •



Poles	16 Amp	
	5	
Flange a	65	
Flange b	70	
Fix.center c	52	
Fix.center d	52	
e	28	
f	48	
g	5,5	
h	56	
Weight	148	

Flanged socket straight

- to order nickel-plated contacts please add a "v" e.g. 313-6v

IP44 splashproof

„Turbo Twist“ Flanged socket straight

- to order nickel-plated contacts please add a "v" e.g. 313-6TTv
- screwless connection technology

IP44 splashproof

Flanged socket straight

- to order nickel-plated contacts please add a "v" e.g. 313-6f6v
- to order Turbo Twist design (screwless connection technology) please add „TT“ e.g. 313-6f6TT

IP44 splashproof

Flanged socket straight

- to order nickel-plated contacts please add a "v" e.g. 3132-6ft9v
- to order Turbo Twist design (screwless connection technology) please add „TT“ e.g. 3132-6ft9TT

IP67 watertight

Flanged socket straight

- to order nickel-plated contacts please add a "v" e.g. 313-6f5v

IP44 splashproof

Amp.	Poles	pack. unit	110V~	230V~	400V~	500V~	>50-500V~	>50-500V~
			50/60Hz 4h	50/60Hz 3p=6h 4p+5p=9h	50/60Hz 3p=9h 4p+5p=6h	50/60Hz 7h	100-300Hz 10h	301-500Hz 2h
			Cat.No.	Cat.No.	Cat.No.	Cat.No.	Cat.No.	Cat.No.
16	3	10	313-4	313-6	313-9	313-7	313-10	313-2
16	4	10	314-4*	314-9*	314-6*	314-7*	314-10*	314-2*
16	5	10	315-4	315-9	315-6	315-7	315-10	315-2
32	3	10	323-4*	323-6*	323-9*	323-7*	323-10*	323-2*
32	4	10	324-4*	324-9*	324-6*	324-7*	324-10*	324-2*
32	5	10	325-4	325-9	325-6	325-7	325-10	325-2

* new design available second semester 2008

16	3	10	313-4TT	313-6TT	313-9TT	313-7TT	313-10TT	313-2TT
16	4	10	314-4TT*	314-9TT*	314-6TT*	314-7TT*	314-10TT*	314-2TT*
16	5	10	315-4TT	315-9TT	315-6TT	315-7TT	315-10TT	315-2TT
32	3	10	323-4TT*	323-6TT*	323-9TT*	323-7TT*	323-10TT*	323-2TT*
32	4	10	324-4TT*	324-9TT*	324-6TT*	324-7TT*	324-10TT*	324-2TT*
32	5	10	325-4TT	325-9TT	325-6TT	325-7TT	325-10TT	325-2TT

* available second semester 2008

16	3	10	313-4f6	313-6f6	313-9f6	313-7f6	313-10f6	313-2f6
16	4	10	314-4f6*	314-9f6*	314-6f6*	314-7f6*	314-10f6*	314-2f6*

* new design and Turbo Twist design available second semester 2008

with Flange 60 x 54								
16	3	10	3132-4f9	3132-6f9	3132-9f9	3132-7f9	3132-10f9	3132-2f9
with Flange 60 x 60								
16	3	10	3132-4f6	3132-6f6	3132-9f6	3132-7f6	3132-10f6	3132-2f6
with Flange 70 x 70								
16	3	10	3132-4f70	3132-6f70	3132-9f70	3132-7f70	3132-10f70	3132-2f70

Use: especially qualified for the assembly on cable reels								
16	5	10	315-4fa	315-9fa	315-6fa	315-7fa	315-10fa	315-2fa



313-6



313-6TT



313-6f6



3132-6f9



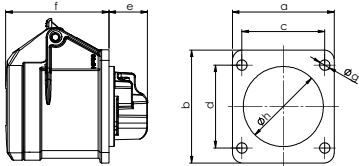
315-6fa



INDUSTRIAL PLUGS + SOCKETS

Flanged sockets straight

• SPECIAL VERSION •



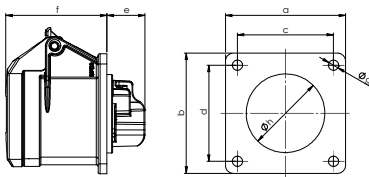
	16 Amp	
Poles	3	3
Flange		
a	54	55
b	60	55
Fix.center		
c x d	44	44
e	21	28
f	55	46
g	5,5	4,5
h	43	51
Weight	103	120

Flanged socket straight

- to order nickel-plated contacts please add a "v" e.g. 313-6f9v
- to order Turbo Twist design (screwless connection technology) please add „TT“ e.g. 313-6f9TT

IP44 splashproof

• SPECIAL VERSION •



	16 Amp	
Poles	3	4*
Flange		
a x b	65	65
Fix.center		
c x d	52	52
e	21	21
f	55	55
g	5,5	5,5
h	43	45
Weight	109	124

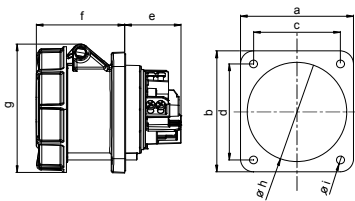
* new design available second semester 2008

Flanged socket straight

- to order nickel-plated contacts please add a "v" e.g. 313-6f0v
- to order Turbo Twist design (screwless connection technology) please add „TT“ e.g. 313-6f0TT

IP44 splashproof

•STANDARD• •SPECIAL•



	63 Amp			63 Amp		
Poles	3	4	5	3	4	5
Flange a	100	100	100	100	100	100
Flange b	100	100	100	107	107	107
Fix.center c	80	80	80	77	77	77
Fix.center d	80	80	80	85	85	85
e	50	50	50	50	50	50
f	80	80	80	80	80	80
g	114	114	114	114	114	114
h	85	85	85	85	85	85
i	7	7	7	7	7	7
Weight	490	522	668	496	528	674

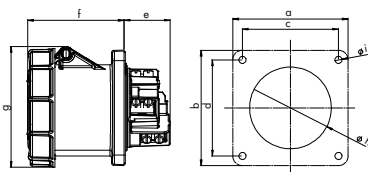
„Power Twist“

Flanged socket straight

- with lamellar contact
- to order with pilot contact please add a "5" e.g. 3335-6 (see page 7)

IP66/67 watertight

IP44 on request



	125 Amp		
Poles	3	4	5
Flange			
a x b	120	120	120
Fix.center			
c x d	100	100	100
e	48	48	48
f	101	101	101
g	126	126	126
h	90	90	90
i	8	8	8
Weight	743	879	974

„Power Twist“

Flanged socket straight

- with lamellar contact
- to order with pilot contact please add a "5" e.g. 3435-6 (see page 7)
- to order with pilot contact system (PCS) please add a "6" e.g. 3436-6 (page 8)

IP66/67 watertight

Amp.	Poles	pack. unit	110V~	230V~	400V~	500V~	>50-500V~	>50-500V~
			50/60Hz 4h	50/60Hz 3p=6h 4p+5p=9h	50/60Hz 3p=9h 4p+5p=6h	50/60Hz 7h	100-300Hz 10h	301-500Hz 2h
			Cat.No.	Cat.No.	Cat.No.	Cat.No.	Cat.No.	Cat.No.
with flange 60 x 54								
16	3	10	313-4f9	313-6f9	313-9f9	313-7f9	313-10f9	313-2f9
with flange 55 x 55								
16	3	10	313-4f5	313-6f5	313-9f5	313-7f5	313-10f5	313-2f5
with flange 100 x 100								
63	3	2	333-4	333-6	333-9	333-7	333-10	333-2
63	4	2	334-4	334-9	334-6	334-7	334-10	334-2
63	5	2	335-4	335-9	335-6	335-7	335-10	335-2
with flange 107 x 100								
63	3	2	333-4fc	333-6fc	333-9fc	333-7fc	333-10fc	333-2fc
63	4	2	334-4fc	334-9fc	334-6fc	334-7fc	334-10fc	334-2fc
63	5	2	335-4fc	335-9fc	335-6fc	335-7fc	335-10fc	335-2fc
with flange 125 x 100								
125	3	2	343-4	343-6	343-9	343-7	343-10	343-2
125	4	2	344-4	344-9	344-6	344-7	344-10	344-2
125	5	2	345-4	345-9	345-6	345-7	345-10	345-2

* Turbo Twist design available second semester 2008



313-6f9



313-6f0



335-6



345-6

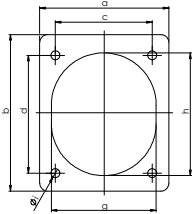
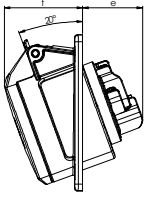




INDUSTRIAL PLUGS + SOCKETS

Flanged sockets sloping

• STANDARD •



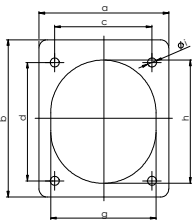

Poles	16 Amp			32 Amp		
	3	4	5	3	4	5
Flange a	70	70	80	80	80	80
Flange b	85	85	97	97	97	97
Fix.center c	50	50	60	60	60	60
Fix.center d	65	65	73	73	73	73
e	38	38	39	51	51	51
f	47	47	48	50	50	52
g	51	56	65	65	65	70
h	61	67	76	75	75	80
i	5,5	5,5	5,5	5,5	5,5	5,5
Weight	112	117	144	198	222	250

Flanged socket sloping

- to order nickel-plated contacts please add a "v" e.g. 413-6v

IP44 splashproof

• STANDARD TURBO TWIST •



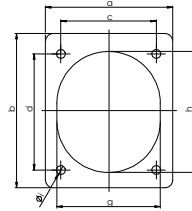
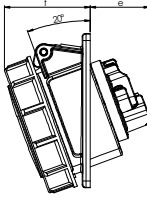
Poles	16 Amp			32 Amp		
	3	4	5	3	4	5
Flange a	70	70	80	80	80	80
Flange b	85	85	97	97	97	97
Fix.center c	50	50	60	60	60	60
Fix.center d	65	65	73	73	73	73
e	41	41	41	48	48	48
f	47	47	48	50	50	52
g	51	56	65	65	65	70
h	61	67	76	75	75	80
i	5,5	5,5	5,5	5,5	5,5	5,5
Weight	111	116	138	186	210	233

„Turbo Twist“ Flanged socket sloping

- to order nickel-plated contacts please add a "v" e.g. 415-6TTv
- screwless connection technology

IP44 splashproof

• STANDARD •



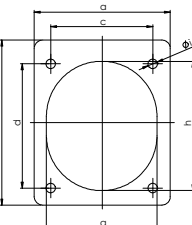
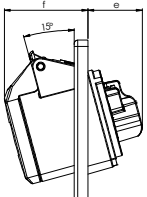
Pole	16 Amp			32 Amp		
	3	4	5	3	4	5
Flange a	70	70	80	80	80	80
Flange b	85	85	97	97	97	97
Fix.center c	50	50	60	60	60	60
Fix.center d	65	65	73	73	73	73
e	38	38	39	51	51	51
f	49	50	54	60	60	61
g	51	56	65	65	65	70
h	61	67	76	75	75	80
i	5,5	5,5	5,5	5,5	5,5	5,5
Weight	124	141	168	224	248	278

Flanged socket sloping

- to order nickel-plated contacts please add a "v" e.g. 4132-6f78v
- to order Turbo Twist design (screwless connection technology) please add „TT“ e.g. 4132-6f78TT

IP67 watertight

• SPECIAL VERSION „TWIST“ •



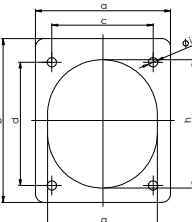
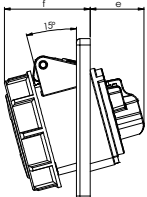
Poles	16 Amp	
	3	4
Flange a	80	80
Flange b	97	97
Fix.center c	60	60
Fix.center d	73	73
e	30	33
f	49	49
g	70	70
h	77	77
i	5,5	5,5
Weight	116	136

„Twist“ Flanged socket sloping

- three-piece version
- to order nickel-plated contacts please add a "v" e.g. 413-6f8v
- to order Turbo Twist design (screwless connection technology) please add „TT“ e.g. 413-6f8TT

IP44 splashproof

• SPECIAL VERSION „TWIST“ •



Poles	16 Amp	
	3	4
Flange a	80	80
Flange b	97	97
Fix.center c	60	60
Fix.center d	73	73
e	30	33
f	54	54
g	70	70
h	77	77
i	5,5	5,5
Weight	157	174

„Twist“ Flanged socket sloping

- three-piece version
- to order nickel-plated contacts please add a "v" e.g. 4132-6f8v
- to order Turbo Twist design (screwless connection technology) please add „TT“ e.g. 4132-6f8TT

IP67 watertight

Amp.	Poles	pack. unit	110V~	230V~	400V~	500V~	>50-500V~	>50-500V~
			50/60Hz 4h	50/60Hz 3p=6h 4p+5p=9h	50/60Hz 3p=9h 4p+5p=6h	50/60Hz 7h	100-300Hz 10h	301-500Hz 2h
			Cat.No.	Cat.No.	Cat.No.	Cat.No.	Cat.No.	Cat.No.
16	3	10	413-4	413-6	413-9	413-7	413-10	413-2
16	4	10	414-4	414-9	414-6	414-7	414-10	414-2
16	5	10	415-4	415-9	415-6	415-7	415-10	415-2
32	3	10	423-4	423-6	423-9	423-7	423-10	423-2
32	4	10	424-4	424-9	424-6	424-7	424-10	424-2
32	5	10	425-4	425-9	425-6	425-7	425-10	425-2
16	3	10	413-4TT	413-6TT	413-9TT	413-7TT	413-10TT	413-2TT
16	4	10	414-4TT	414-9TT	414-6TT	414-7TT	414-10TT	414-2TT
16	5	10	415-4TT	415-9TT	415-6TT	415-7TT	415-10TT	415-2TT
32	3	10	423-4TT	423-6TT	423-9TT	423-7TT	423-10TT	423-2TT
32	4	10	424-4TT	424-9TT	424-6TT	424-7TT	424-10TT	424-2TT
32	5	10	425-4TT	425-9TT	425-6TT	425-7TT	425-10TT	425-2TT
16	3	10	4132-4f78	4132-6f78	4132-9f78	4132-7f78	4132-10f78	4132-2f78
16	4	10	4142-4f78	4142-9f78	4142-6f78	4142-7f78	4142-10f78	4142-2f78
16	5	10	4152-4f78	4152-9f78	4152-6f78	4152-7f78	4152-10f78	4152-2f78
32	3	10	4232-4f78	4232-6f78	4232-9f78	4232-7f78	4232-10f78	4232-2f78
32	4	10	4242-4f78	4242-9f78	4242-6f78	4242-7f78	4242-10f78	4242-2f78
32	5	10	4252-4f78	4252-9f78	4252-6f78	4252-7f78	4252-10f78	4252-2f78
16	3	10	413-4f8	413-6f8	413-9f8	413-7f8	413-10f8	413-2f8
16	4	10	414-4f8	414-9f8	414-6f8	414-7f8	414-10f8	414-2f8
16	3	10	4132-4f8	4132-6f8	4132-9f8	4132-7f8	4132-10f8	4132-2f8
16	4	10	4142-4f8	4142-9f8	4142-6f8	4142-7f8	4142-10f8	4142-2f8



415-6



415-6TT



4152-6f78



413-6f8



4132-6f8

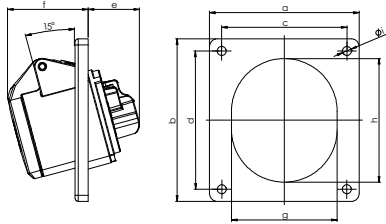




INDUSTRIAL PLUGS + SOCKETS

Flanged sockets sloping

• SPECIAL VERSION „TWIST“ •



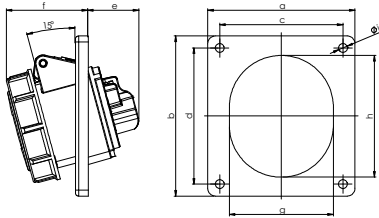
Poles	16 Amp		32 Amp	
	3	4	3	4
Flange a	92	92	92	92
Flange b	100	100	100	100
Fix.center c	77	77	77	77
Fix.center d	85	85	85	85
e	30	33	38	38
f	49	49	59	59
g	70	70	77	77
h	77	77	88	88
i	5,5	5,5	5,5	5,5
Weight	121	141	195	219

„Twist“ Flanged socket sloping

- three-piece version
- to order nickel-plated contacts please add a "v" e.g. 413-6f9v
- to order Turbo Twist design (screwless connection technology) please add „TT“ e.g. 413-6f9TT

IP44 splashproof

• SPECIAL VERSION „TWIST“ •



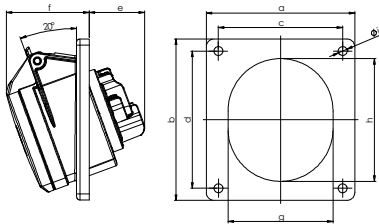
Poles	16 Amp			32 Amp		
	3	4	5	3	4	5
Flange a	92	92	92	92	92	92
Flange b	100	100	100	100	100	100
Fix.center c	77	77	77	77	77	77
Fix.center d	85	85	85	85	85	85
e	30	33	36	38	38	41
f	54	54	54	65	65	65
g	70	70	70	77	77	77
h	77	77	77	88	88	88
i	5,5	5,5	5,5	5,5	5,5	5,5
Weight	152	172	206	226	250	278

„Twist“ Flanged socket sloping

- three-piece version
- to order nickel-plated contacts please add a "v" e.g. 4132-6v
- to order Turbo Twist design (screwless connection technology) please add „TT“ e.g. 4132-6TT

IP67 watertight

• SPECIAL VERSION •



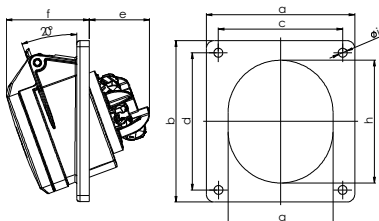
Poles	16 Amp		32 Amp	
	5	5	5	5
Flange a	92	92	92	92
Flange b	100	100	100	100
Fix.center c	77	77	77	77
Fix.center d	85	85	85	85
e	36	41		
f	49	59		
g	70	77		
h	77	88		
i	5,5	5,5		
Weight	175	247		

Flanged socket sloping

- to order nickel-plated contacts please add a "v" e.g. 415-6f9v

IP44 splashproof

• SPECIAL VERSION •



Poles	16 Amp		32 Amp	
	5	5	5	5
Flange a	92	92	92	92
Flange b	100	100	100	100
Fix.center c	77	77	77	77
Fix.center d	85	85	85	85
e	38	45		
f	49	59		
g	70	77		
h	77	88		
i	5,5	5,5		
Weight	169	230		

„Turbo Twist“ Flanged socket sloping

- to order nickel-plated contacts please add a "v" e.g. 415-6TTf9v

IP44 splashproof

Amp.	Poles	pack. unit	110V~	230V~	400V~	500V~	>50-500V~	>50-500V~
			50/60Hz 4h	50/60Hz 3p=6h 4p+5p=9h	50/60Hz 3p=9h 4p+5p=6h	50/60Hz 7h	100-300Hz 10h	301-500Hz 2h
			Cat.No.	Cat.No.	Cat.No.	Cat.No.	Cat.No.	Cat.No.
16	3	10	413-4f9	413-6f9	413-9f9	413-7f9	413-10f9	413-2f9
16	4	10	414-4f9	414-9f9	414-6f9	414-7f9	414-10f9	414-2f9
32	3	10	423-4f9	423-6f9	423-9f9	423-7f9	423-10f9	423-2f9
32	4	10	424-4f9	424-9f9	424-6f9	424-7f9	424-10f9	424-2f9
16	3	10	4132-4	4132-6	4132-9	4132-7	4132-10	4132-2
16	4	10	4142-4	4142-9	4142-6	4142-7	4142-10	4142-2
16	5	10	4152-4	4152-9	4152-6	4152-7	4152-10	4152-2
32	3	10	4232-4	4232-6	4232-9	4232-7	4232-10	4232-2
32	4	10	4242-4	4242-9	4242-6	4242-7	4242-10	4242-2
32	5	10	4252-4	4252-9	4252-6	4252-7	4252-10	4252-2
16	5	10	415-4f9	415-9f9	415-6f9	415-7f9	415-10f9	415-2f9
32	5	10	425-4f9	425-9f9	425-6f9	425-7f9	425-10f9	425-2f9
16	5	10	415-4TTf9	415-9TTf9	415-6TTf9	415-7TTf9	415-10TTf9	415-2TTf9
32	5	10	425-4TTf9	425-9TTf9	425-6TTf9	425-7TTf9	425-10TTf9	425-2TTf9



413-6f9



4132-6



415-6f9



415-6TTf9

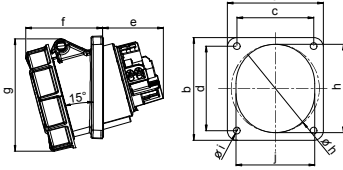




INDUSTRIAL PLUGS + SOCKETS

Flanged sockets sloping

•STANDARD• •SPECIAL•



Poles	63 Amp			63 Amp			63 Amp		
	3	4	5	3	4	5	3	4	5
Flange a	100	100	100	106	106	106	100	100	100
Flange b	107	107	107	110	110	110	112	112	112
Fix.center c	77	77	77	90	90	90	80	80	80
Fix.center d	85	85	85	90	90	90	88	88	88
e	64	64	64	64	64	64	64	64	64
f	80	80	80	80	80	80	80	80	80
g	119	119	119	119	119	119	119	119	119
h	92	92	92	92	92	92	92	92	92
i	7	7	7	7	7	7	7	7	7
j	82	82	82	82	82	82	82	82	82
Weight	494	525	671	500	532	678	498	529	675

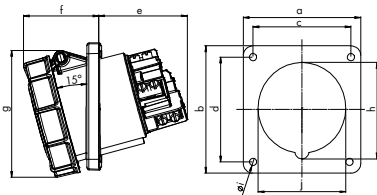
„Power Twist“

Flanged socket sloping

- with lamellar contact
- to order with pilot contact please add a "5" e.g. 4335-6 (see page 7)

IP66/67 watertight

•STANDARD• •SPECIAL•



Poles	125 Amp			125 Amp		
	3	4	5	3	4	5
Flange a	120	120	120	114	114	114
Flange b	130	130	130	114	114	114
Fix.center c	100	100	100	90	90	90
Fix.center d	108	108	108	90	90	90
e	92	92	92	92	92	92
f	77	77	77	77	77	77
g	130	130	130	130	130	130
h	102	102	102	102	102	102
i	7	7	7	7	7	7
j	90	90	90	90	90	90
Weight	804	892	999	792	880	987

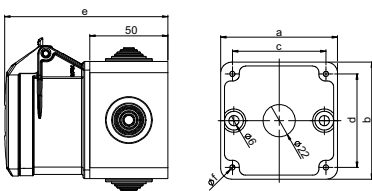
„Power Twist“

Flanged socket sloping

- with lamellar contact
- to order with pilot contact please add a "5" e.g. 4435-6 (see page 7)
- to order with pilot contact system (PCS) please add a "6" e.g. 4436-6 (page 8)

IP66/67 watertight

Surface outlet



Poles	16Amp			32Amp		
	3	4	5	3	4	5
Flange						
a x b	75	75	75	75	75	75
Fix.center						
c x d	60	60	60	60	60	60
e	105	105	105	115	115	115
f	3,3	3,3	3,3	3,3	3,3	3,3
Weight	190	205	220	260	270	295

Surface outlet

- empty or complete with flush mounting socket
- suitable for flanged sockets 16A, 32A
- available with 2, 4 or without lead-through nipple

IP44 splashproof

Amp.	Poles	pack. unit	110V~	230V~	400V~	500V~	>50-500V~	>50-500V~
			50/60Hz 4h	50/60Hz 3p=6h 4p+5p=9h	50/60Hz 3p=9h 4p+5p=6h	50/60Hz 7h	100-300Hz 10h	301-500Hz 2h
			Cat.No.	Cat.No.	Cat.No.	Cat.No.	Cat.No.	Cat.No.
with flange 112 x 100								
63	3	2	433-4	433-6	433-9	433-7	433-10	433-2
63	4	2	434-4	434-9	434-6	434-7	434-10	434-2
63	5	2	435-4	435-9	435-6	435-7	435-10	435-2
with flange 107 x 100								
63	3	2	433-4fc	433-6fc	433-9fc	433-7fc	433-10fc	433-2fc
63	4	2	434-4fc	434-9fc	434-6fc	434-7fc	434-10fc	434-2fc
63	5	2	435-4fc	435-9fc	435-6fc	435-7fc	435-10fc	435-2fc
with flange 110 x 106								
63	3	2	433-4fd	433-6fd	433-9fd	433-7fd	433-10fd	433-2fd
63	4	2	434-4fd	434-9fd	434-6fd	434-7fd	434-10fd	434-2fd
63	5	2	435-4fd	435-9fd	435-6fd	435-7fd	435-10fd	435-2fd



435-6

with flange 130 x 120								
125	3	2	443-4	443-6	443-9	443-7	443-10	443-2
125	4	2	444-4	444-9	444-6	444-7	444-10	444-2
125	5	2	445-4	445-9	445-6	445-7	445-10	445-2
with flange 114 x 114								
125	3	2	443-4fe	443-6fe	443-9fe	443-7fe	443-10fe	443-2fe
125	4	2	444-4fe	444-9fe	444-6fe	444-7fe	444-10fe	444-2fe
125	5	2	445-4fe	445-9fe	445-6fe	445-7fe	445-10fe	445-2fe



445-6

			complete surface outlet	surface outlet empty	
16	3	10	80013-6		
16	4	10		80014-6	80000
16	5	10		80015-6	without lead-through nipple
16	3	10	80213-6		
16	4	10		80214-6	80200
16	5	10		80215-6	2 lead-through nipples
16	3	10	80413-6		
16	4	10		80414-6	80400
16	5	10		80415-6	4 lead-through nipples

32A and special clock positions - available on request!



80415-6