

For Hygienic Design Cylinders Solid State Auto Switch: Direct Mounting Type D-F6N/D-F6P/D-F6B



Grommet

- 2-wire load current is reduced (2.5 to 40 mA)
- Using flexible cable as standard spec.



⚠ Caution

Precautions

Fix the auto switch with the existing screw installed on the auto switch body. The auto switch may be damaged if a screw other than the one supplied is used.

Auto Switch Specifications

PLC: Programmable Logic Controller

D-F6□ (With indicator light)			
Auto switch part no.	D-F6N	D-F6P	D-F6B
Electrical entry direction	In-line		
Wiring type	3-wire		2-wire
Output type	NPN	PNP	—
Applicable load	IC circuit, relay, and PLC		24 VDC relay, PLC
Power supply voltage	5, 12, 24 VDC (4.5 to 28 V)		—
Current consumption	10 mA or less		
Load voltage	28 VDC or less	—	24 VDC (10 to 28 VDC)
Load current	40 mA or less		2.5 to 40 mA
Internal voltage drop	0.8 V or less at 10 mA (2V or less at 40 mA)		4 V or less
Leakage current	100 μA or less at 24 V DC		0.8 mA or less
Indicator light	Red LED illuminates when turned ON.		
Standard	CE marking, RoHS		

Oilproof Flexible Heavy-duty Lead Wire Specifications

Auto switch model		D-F6N□	D-F6P□	D-F6B□
Sheath	Outside diameter [mm]	ø2.6		
Insulator	Number of cores	3 cores (Brown/Blue/Black)		2 cores (Brown/Blue)
	Outside diameter [mm]	ø0.88		
Conductor	Effective area [mm ²]	0.15		
	Strand diameter [mm]	ø0.05		
Minimum bending radius [mm] (Reference values)		17		

Note 1) Refer to page 1584 for solid state auto switch common specifications.
Note 2) Refer to page 1584 for lead wire lengths.

Weight

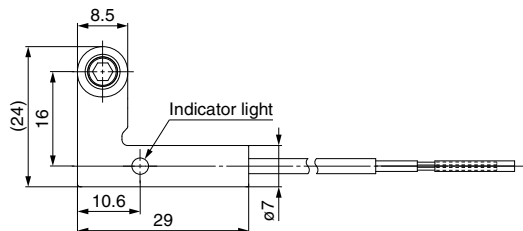
(g)

Auto switch model		D-F6N	D-F6P	D-F6B
Lead wire length	0.5 m (Ni)	20		19
	3 m (L)	53		50
	5 m (Z)	80		75

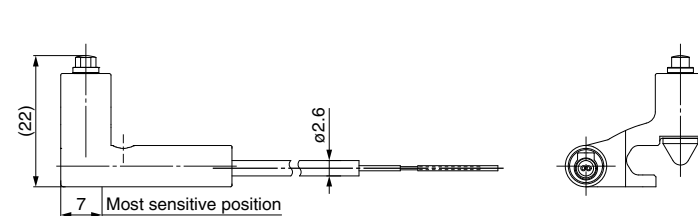
Dimensions

(mm)

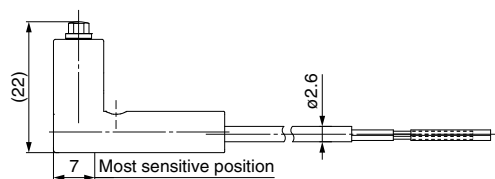
D-F6□



D-F6B



D-F6N/F6P



D-□