



Always with our customers

www.hynux.com

Always With Our Customers

WORLD LEADER IN CONTROL & MEASUREMENT

PRODUCT GUIDE



HANYOUNG NUX

Since 1972



SHANGHAI HANYOUNG ELECTRONICS CO., LTD
























PT. HANYOUNG ELECTRONIC INDONESIA









CONTENTS

Selection Table

	Temperature Controllers	22 page
	Recorders	65 page
	Digital Counter/Timers	68 page
	Analog Timers	79 page
	Multi Pulse Meters	84 page
	Panel Meters & Peripheral Devices	88 page
	Proximity Sensors	102 page
	Photo Sensors	115 page
	Rotary Encoders	131 page
	Thyristor Power Regulators	135 page
	Solid State Relays	143 page
	Power Supplies	155 page
	Control Switches / Combination Display Lights	158 page
	Power / Main / Cam Switches	163 page
	Limit Switches	167 page
	Micro Switches	169 page
	Foot / Mono Lever / Pendant Switches	170 page
	Sign Towers	174 page
	Wall Mounted Lights	179 page
	Turn Lights	181 page
	Warning Lights	182 page
	Power Buzzers, Terminal Blocks Fuse Holders, Control Boxes	184 page

■ CR series

Model	PUSH BUTTON SWITCHES		PILOT LAMPS	SELECTOR SWITCHES	
Appearance					
Actuator code	CRF (non-illuminated)	CRX (illuminated)	CRP	CRS (non-illuminated)	CRT (illuminated)

Model	EMERGENCY SWITCHES		KEY SELECTOR SWITCHES	BUZZERS
Appearance				
Actuator code	CRE (non-illuminated)	CRA (illuminated)	CRK	CRB

Contact configuration	1a1b	
Operation of contact	Slow-action	
Installing panel thickness	1 ~ 6 mm (without the additional accessories)	
Rated voltage / Current consumption	100 - 240 V a.c. / Max. 4.4 VA	
	380 V a.c. / Max. 2.7 VA	
	12-24 V d.c. / Max. 18 mA	
Allowable operating frequency	Mechanical	Max. 30 operations/min
	Electrical	Max. 30 operations/min
Insulation resistance	Min.100 MΩ	
Dielectric strength	1500 V a.c. 50/60 Hz for 1 min	
Vibration	Malfunction Resistance	10 - 55 Hz double amplitude width 3 mm
Shock	Mechanical durability	Min.500 m/s ²
	Malfunction resistance	Min.100 m/s ²
Life	Mechanical	More than 1 million operations
	Electrical	More than 100 thousand operations
Ambient temperature & humidity	-25 ~ 40 °C, 45 ~ 85 % RH	
Storage temperature	-40 ~ 60°C	

- Temperature Controllers
- Recorders
- Digital Counter/ Timers
- Analog Timers
- Multi Pulse Meters
- Panel Meters
- Peripheral Devices
- Proximity Sensors
- Photo Sensors
- Rotary Encoders
- Thyristor Power Regulators
- Solid State Relays
- Power Supplies
- Control Switches / Combination Display Lights
- Power / Main / Cam Switches
- Limit Switches
- Micro Switches
- Foot / Mono Lever / Pendant Switches
- Signal Lights
- Power Buzzers / Terminal Blocks Fuse Holders / Control Boxes

CR series



Product composition

Model	Push button switch					
	Flat Ø30	Flat Ø25	Protrusion Ø30	Protrusion Ø25		
Appearance						
Actuator code	CRF-F30	CRF-F25	CRF-P30	CRF-P25		
Model	Illuminated pushbutton switch					
	Flat Ø30	Protrusion Ø30	Protective guard Ø30	Flat Ø25	Protrusion Ø25	Protective guard Ø25
Appearance						
Actuator code	CRX-F30	CRX-P30	CRX-G30	CRX-F25	CRX-P25	CRX-G25
Model	Indicator light					
	Flat Ø30	Flat Ø25				
Appearance						
Actuator code	CRP-30	CRP-25				
Model	Selector switch					
	Short lever		Long lever			
	Flat Ø30	Flat Ø25	Flat Ø30	Flat Ø25		
Appearance						
Actuator code	CRS-30	CRS-25	CRSL-30	CRSL-25		
Model	Illuminated selector switch					
	Flat Ø30	Flat Ø25	Flat Ø30	Flat Ø25		
외형						
Actuator code	CRT-30	CRT-25	CRTL-30	CRTL-25		
Model	KEY selector switch					
	Flat Ø30	Flat Ø25				
Appearance						
Actuator code	CRK-30	CRK-25				

New product
Control switch

High-end
Control switch

New product
assembly
Indicator light
Rectangular
indicator light

Power switch
Main switch

Cam switch

Limit
switch

Micro
switch










Foot switch
Mono lever
switch

Hoist
switch

CONTROL SWITCHES

Model	Emergency stop switch	
	Flat Ø30	Flat Ø25
Appearance		
Actuator code	CRE-30M	CRE-25M
Appearance		
Actuator code	CRE-30R	CRE-25R
Model	Illuminated emergency stop switch	
	Flat Ø30	Flat Ø25
Appearance		
Actuator code	CRA-30M	CRA-25M
Appearance		
Actuator code	CRA-30R	CRA-25R
Model	Buzzer	
	Flat Ø30	Flat Ø25
Appearance		
Actuator code	CRB-30	CRB-25


Accessories

Model	Emergency protection cover		Front protective cover		Silicone cover		Tightening tool		
	HEG-25 (Protrusion)	HEG-30 (Protrusion)	HSC-25P (Protrusion)	HSC-30P (Protrusion)	CR-25WPC	CR-30WPC	FIX HEAD-CR25	FIX HEAD-CR30	FIX HANDLE
Application Model	CRE-25, CRA-25	CRE-30, CRA-30	CRF-F25, CRX-F25	CRF-F30, CRX-F30	Ø25	Ø30	Ø25	Ø30	Handle
Appearance									

Suffix Code

Model	Code	Content
CRF -	□	Push button switch
CRX -	□	Illuminated pushbutton switch
CRP -	□	Indicator light
CRS -	□	Selector short lever switch
CRSL -	□	Selector long lever switch
CRT -	□	Illuminated selector switch
CRTL -	□	Illuminated long lever switch
CRK -	□	Key selector switch
CRE -	□	Emergency stop switch
CRA -	□	Illuminated emergency stop switch
CRB-	□	Buzzer
Control part shape	F30	Ø30 Flat
	P30	Ø30 Protrusion
	G30	Ø30 Protective guard
	F25	Ø25 Flat
	P25	Ø25 Protrusion
	G25	Ø25 Protective guard

Specification

Contact configuration	1a1b	
Contact operation	Slow-make	
Installation panel thickness	1 ~ 6 mm (excluding accessories)	
Rated voltage / power consumption	100-240 V a.c. / 4.4 VA or less	
	380 V a.c. / 2.7 VA or less	
Allowable operating frequency	Mechanical	30 times/min or less
	Electrical	30 times/min or less
Insulation Resistance	100MΩ or more	
Withstand voltage	1500 V a.c. 50/60 Hz 1 minute	
Vibration resistance	Malfunction	10-55 Hz double amplitude width 3 mm
Shock resistance	Mechanical	500 m/s ² or more
	Malfunction	100 m/s ² or more
life	Mechanical	10,000 times or more
	Electrical	100,000 times or more
Ambient temperature and humidity	-25 ~ 40 °C, 45 ~ 85 % RH	
Storage temperature	-40 ~ 60°C	
Certification		

HANYOUNG NUX

MAIN PRODUCTS

Temperature controllers / Recorders / Counters / Timers / Panelmeters / Multi pulse meters / Proximity sensors / Photo sensors / Rotary encoders / Thyristor power regulators / Solid state relays / Power supplies / Control switches / Combination display lights / Power switches / Main switches / Cam switches / Limit switches / Micro switches / Hoist switches / Foot switches / Mono lever switches / Sign towers / Turn lights / Buzzers / Terminal blocks / Fuse holders / Control boxes / Connector cables

HANYOUNG NUX

HANYOUNG NUX CO.,LTD.

28, Gilpa-ro 71 beon-gil, Nam-gu, Incheon, Korea
Tel : +82-32-876-4697 Fax : +82-32-876-4696
E-mail : overseas@hynux.com



* The information contained in this catalogue may change without prior notice for upgrade purposes.