



CLOSED-END CONNECTORS

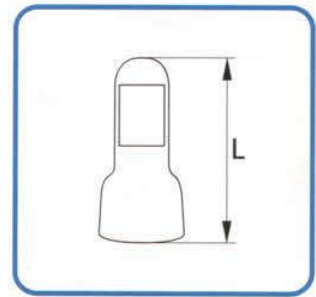
หัวต่อสายหุ้มรูปหมวก (แบบใส)

(N TYPE)

Material: E-Copper

Surface: Tin plated

Insulation: Polyamid (Nylon 6-6)



Item No.	TIS Wire Size mm ²	Color	DIMENSIONS (MM.)			
			L	AWG	DIN mm ²	Q'TY in box
N 1.5	0.5-1.5	Clear	18.1	22-16	0.5-1.5	1,000
N 2.5	1.5-2.5		20.1	16-14	1.5-2.5	500
N 6	4-6		25.5	12-10	4-6	250
N 10	10		27.5	8	10	250



QUICK SPLICES

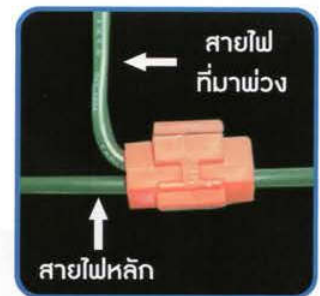
ตลับหนีบสาย

(SS TYPE)

Material: Brass

Surface: Tin plated

Insulation: P.P.



วิธีการต่อสายไฟ

Item No.	TIS Wire Size mm ²	Color	AWG	DIN mm ²	Q'TY in box
SS 1.5	1.5	Red	22-16	0.5-1.5	200
SS 2.5	2.5	Blue	16-14	1.5-2.5	200
SS 4	6	Yellow	12-10	4-6	100



CORD-END TWIN SLEEVES

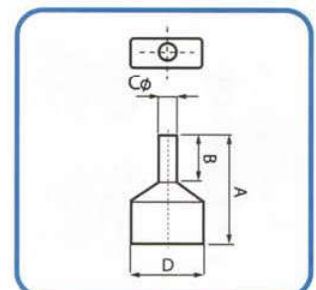
ข้อต่อย้าปลายสาย (แบบคู่)

(CE TYPE)

Material: E-Copper

Surface: Tin plated

Insulation: Polyamid (Nylon 6-6)



Item	TIS Wire Size mm ²	Color	DIMENSIONS (MM.)				AWG	DIN mm ²	Q'TY in box
			A	B	Cφ	D			
CE 0.75-8x2	0.75	Gray	15.0	8.0	2.1	5.5	20	0.75	1,000
CE 1.0-8x2	1	Red	15.0	8.0	2.35	6.0	18	1	1,000
CE 1.5-8x2	1.5	Black	16.0	8.0	2.6	7.2	16	1.5	1,000
CE 2.5-10x2	2.5	Blue	18.5	10.0	3.2	8.4	14	2.5	1,000