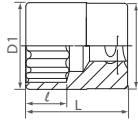


Standard Socket

3330M

- Metric-DIN 3124, ISO 2725-1
- Inch-ANSI / ASME B107.1

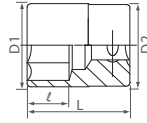


KT NO.	mm	D1 mm	D2 mm	l mm	L mm	Icons
333006M	6	9.9	17.8	7.0	27	25 12 / 360
333007M	7	10.8	17.8	7.0	27	24 12 / 360
333008M	8	12.0	17.8	7.0	27	25 12 / 360
333009M	9	13.2	17.8	7.0	27	25 12 / 360
333010M	10	14.5	17.8	9.0	27	26 12 / 360
333011M	11	15.8	17.8	9.0	27	27 12 / 360
333012M	12	16.8	17.8	9.0	27	26 12 / 360
333013M	13	17.8	16.8	9.0	27	25 12 / 360
333014M	14	19.7	18.0	11.0	29	33 10 / 300
333015M	15	20.8	18.0	11.0	29	35 10 / 300
333016M	16	21.8	20.0	11.0	29	45 10 / 300
333017M	17	23.8	20.0	11.0	29	48 10 / 200
333018M	18	24.7	21.0	13.0	29	50 10 / 200
333019M	19	25.8	21.0	13.0	29	51 10 / 200
333020M	20	27.1	25.0	13.0	32	83 10 / 160
333021M	21	27.8	25.0	13.0	32	80 10 / 160
333022M	22	29.7	26.0	15.0	32	86 10 / 160
333023M	23	29.7	26.0	15.0	32	80 10 / 160
333024M	24	31.8	26.0	17.0	32	89 8 / 160
KT NO.	Inch	D1 mm	D2 mm	l mm	L mm	Icons
333008S	1/4	10.0	17.8	7.0	27	24 12 / 360
333010S	5/16	12.0	17.8	7.0	27	24 12 / 360
333011S	11/32	13.2	17.8	7.0	27	25 12 / 360
333012S	3/8	14.0	17.8	9.0	27	26 12 / 360
333014S	7/16	15.8	17.8	9.0	27	26 12 / 360
333015S	15/32	16.8	17.8	9.0	27	27 12 / 360
333016S	1/2	17.8	16.8	9.0	27	26 12 / 360
333018S	9/16	19.7	18.0	11.0	29	33 10 / 300
333019S	19/32	20.8	18.0	11.0	29	35 10 / 300
333020S	5/8	21.8	20.0	11.0	29	42 10 / 300
333022S	11/16	23.8	20.0	11.0	29	46 10 / 200
333024S	3/4	25.8	21.0	13.0	29	50 10 / 200
333026S	13/16	27.8	25.0	13.0	32	80 10 / 160
333028S	7/8	29.7	26.0	15.0	32	83 10 / 160
333030S	15/16	31.8	26.0	17.0	34	83 8 / 160
333032S	1	33.8	26.0	17.0	34	96 8 / 160

3330S 3/8"

3335M

- Metric-DIN 3124, ISO 2725-1
- Inch-ANSI / ASME B107.1



KT NO.	mm	D1 mm	D2 mm	l mm	L mm	Icons
333506M	6	9.9	17.8	7.0	27	25 12 / 360
333507M	7	10.8	17.8	7.0	27	24 12 / 360
333508M	8	12.0	17.8	7.0	27	26 12 / 360
333509M	9	13.2	17.8	7.0	27	25 12 / 360
333510M	10	14.5	17.8	9.0	27	28 12 / 360
333511M	11	15.8	17.8	9.0	27	27 12 / 360
333512M	12	16.8	17.8	9.0	27	28 12 / 360
333513M	13	17.8	16.8	9.0	27	26 12 / 360
333514M	14	19.7	18.0	11.0	29	35 10 / 300
333515M	15	20.8	18.0	11.0	29	39 10 / 300
333516M	16	21.8	20.0	11.0	29	43 10 / 300
333517M	17	23.8	20.0	11.0	29	50 10 / 200
333518M	18	24.7	21.0	13.0	29	51 10 / 200
333519M	19	25.8	21.0	13.0	29	53 10 / 200
333520M	20	27.1	25.0	13.0	32	87 10 / 160
333521M	21	27.8	25.0	13.0	32	82 10 / 160
333522M	22	29.7	26.0	15.0	32	89 10 / 160
333523M	23	29.7	26.0	15.0	32	84 10 / 160
333524M	24	31.8	26.0	17.0	32	94 8 / 160
KT NO.	Inch	D1 mm	D2 mm	l mm	L mm	Icons
333508S	1/4	10.0	17.8	7.0	27	24 12 / 360
333510S	5/16	12.0	17.8	7.0	27	25 12 / 360
333511S	11/32	13.2	17.8	7.0	27	24 12 / 360
333512S	3/8	14.0	17.8	9.0	27	25 12 / 360
333514S	7/16	15.8	17.8	9.0	27	25 12 / 360
333515S	15/32	16.8	17.8	9.0	27	27 12 / 360
333516S	1/2	17.8	16.8	9.0	27	26 12 / 360
333518S	9/16	19.7	18.0	11.0	29	32 10 / 300
333519S	19/32	20.8	18.0	11.0	29	35 10 / 300
333520S	5/8	21.8	20.0	11.0	29	43 10 / 300
333522S	11/16	23.8	20.0	11.0	29	48 10 / 200
333524S	3/4	25.7	21.0	13.0	29	51 10 / 200
333526S	13/16	27.8	25.0	13.0	32	83 10 / 160
333528S	7/8	29.6	26.0	15.0	32	89 10 / 160
333530S	15/16	31.8	26.0	17.0	34	86 8 / 160
333532S	1	33.8	26.0	17.0	34	101 8 / 160

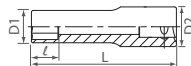
Thin Wall Deep Socket

3215M

- Specifically for heat plug, glow plug



KT NO.	mm	D1 mm	D2 mm	l mm	L mm	Icons
321510M	10	13.0	17.8	12.0	65	49 20 / 240
321512M	12	15.0	17.8	15.0	65	49 20 / 240



Thin walled design (D1)