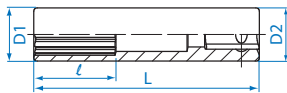






Deep Socket

2230M  1/4"

- DIN 3124, ISO 2725-1

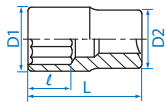






KT NO.	Size mm	D1 mm	D2 mm	l mm	L mm		
223004M	4	6.8	11.8	6	50	20	20 / 320
223045M	4.5	7.4	11.8	7	50	20	20 / 320
223005M	5	8.0	11.8	7	50	20	20 / 320
223055M	5.5	8.7	11.8	9	50	20	20 / 320
223006M	6	9.2	11.8	9	50	21	20 / 320
223007M	7	10.3	11.8	15	50	22	20 / 320
223008M	8	11.8	11.8	15	50	25	20 / 320
223009M	9	13.0	13.0	15	50	28	15 / 240
223010M	10	14.5	14.5	15	50	36	15 / 240
223011M	11	15.8	15.8	21	50	41	15 / 240
223012M	12	16.8	16.8	21	50	47	15 / 240
223013M	13	17.8	17.8	21	50	49	15 / 240
223014M	14	19.8	19.8	21	50	66	15 / 240

Double Square Socket


2310M  2310S  1/4"

- Metric-DIN 3120
- Inch-ANSI / ASME B107.1

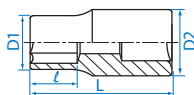




KT NO.	Size mm	D1 mm	D2 mm	l mm	L mm		
231008M	8	13.8	13.0	9	24	16	12 / 360
231010M	10	16.8	15.4	9	24	22	12 / 360
KT NO.	Size inch	D1 mm	D2 mm	l mm	L mm		
231010S	5/16	13.8	13.0	9	24	15	12 / 36
231012S	3/8	16.8	15.4	9	24	24	12 / 36

Star Socket

2375M  1/4"

- DIN 3120

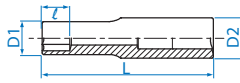




KT NO.	Size	D1 mm	D2 mm	l mm	L mm		
237504M	E4	6.0	11.8	3.6	24	9	20 / 600
237505M	E5	7.0	11.8	4.0	24	10	20 / 600
237506M	E6	8.0	11.8	6.0	24	10	20 / 600
237507M	E7	8.5	11.8	7.0	24	11	20 / 600
237508M	E8	9.8	11.8	8.0	24	11	20 / 600
237510M	E10	11.8	11.8	9.0	24	13	20 / 600

Star Socket

2275M  1/4"

- DIN 3120



KT NO.	Size	D1 mm	D2 mm	l mm	L mm		
227504M	E4	6.0	11.8	3.6	50	21	20 / 320
227505M	E5	7.0	11.8	4.0	50	22	20 / 320
227506M	E6	8.0	11.8	6.0	50	24	20 / 320
227507M	E7	8.5	11.8	7.0	50	24	20 / 320
227508M	E8	9.8	11.8	8.0	50	26	20 / 320

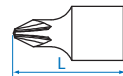
Bit Socket





In order to get normal life of bit socket, always use within limited torque to bit.

2011X  1/4"

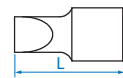
- Phillips head
- DIN ISO 8764-1






KT NO.	Size No.	L mm		
201101X	PH1	25	9	20 / 600
201102X	PH2	25	9	20 / 600
201103X	PH3	25	10	20 / 600
201104X	PH4	25	12	20 / 600

2012X  1/4"

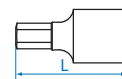
- Slotted head
- DIN ISO 2380-1





KT NO.	Tip width mm	Tip thickness mm	L mm		
201235X	3.5	0.6	25	8	20 / 600
201255X	5.5	1.0	25	9	20 / 600
201208X	8	1.2	25	10	20 / 600

2015X  1/4"

- Hexagon head
- DIN ISO 2380-1



KT NO.	Size mm	L mm		
201503MX	H3	25	8	20 / 60
201504MX	H4	25	9	20 / 600
201505MX	H5	25	10	20 / 600
201506MX	H6	25	10	20 / 600
201508MX	H8	25	13	20 / 600
201510MX	H10	25	15	20 / 600
201504SX	1/8	25	8	20 / 600
201506SX	3/16	25	9	20 / 600
201507SX	7/32	25	10	20 / 600
201508SX	1/4	25	10	20 / 600
201510SX	5/16	25	13	20 / 600
201512SX	3/8	25	14	20 / 600